


Type of report: Tube Count - Speed Data

LOCATION: Jackson St Between 6th St and 7th St															QC JOB #: 15544431		
SPECIFIC LOCATION:															DIRECTION: NB		
CITY/STATE: Oregon City, OR															DATE: Oct 14 2021		
Start Time	1 15	16 20	21 25	26 30	31 35	36 40	41 45	46 50	51 55	56 60	61 65	66 70	71 75	76 999	Total	Pace Speed	Number in Pace
12:00 AM	0	1	0	1	0	0	0	0	0	0	0	0	0	0	2	11-20	1
01:00 AM	0	1	0	0	0	0	0	0	0	0	0	0	0	0	1	11-20	1
02:00 AM	0	0	0	0	0	0	0	0	0	0	0	0	0	0	0	1-10	0
03:00 AM	0	0	0	0	1	0	0	0	0	0	0	0	0	0	1	26-35	1
04:00 AM	1	2	1	1	0	0	0	0	0	0	0	0	0	0	5	16-25	3
05:00 AM	1	3	3	3	0	0	0	0	0	0	0	0	0	0	10	16-25	6
06:00 AM	1	2	3	9	0	0	0	0	0	0	0	0	0	0	15	21-30	12
07:00 AM	2	8	23	3	0	1	0	0	0	0	0	0	0	0	37	16-25	31
08:00 AM	1	10	28	10	1	0	0	0	0	0	0	0	0	0	50	16-25	38
09:00 AM	0	6	3	1	0	0	0	0	0	0	0	0	0	0	10	16-25	9
10:00 AM	2	3	11	1	0	0	0	0	0	0	0	0	0	0	17	16-25	14
11:00 AM	0	3	5	6	0	0	0	0	0	0	0	0	0	0	14	21-30	11
12:00 PM	5	1	7	1	0	0	0	0	0	0	0	0	0	0	14	20-29	8
01:00 PM	3	3	6	1	0	0	0	0	0	0	0	0	0	0	13	16-25	9
02:00 PM	1	8	8	2	0	0	0	0	0	0	0	0	0	0	19	16-25	16
03:00 PM	3	2	13	9	0	0	0	0	0	0	0	0	0	0	27	21-30	22
04:00 PM	3	5	21	17	2	0	0	0	0	0	0	0	0	0	48	21-30	38
05:00 PM	1	7	17	11	1	0	0	0	0	0	0	0	0	0	37	21-30	28
06:00 PM	3	7	6	5	0	0	0	0	0	0	0	0	0	0	21	16-25	13
07:00 PM	2	2	14	1	0	0	0	0	0	0	0	0	0	0	19	16-25	16
08:00 PM	0	3	6	1	0	0	0	0	0	0	0	0	0	0	10	16-25	9
09:00 PM	1	3	3	1	0	0	0	0	0	0	0	0	0	0	8	16-25	6
10:00 PM	0	0	1	1	0	0	0	0	0	0	0	0	0	0	2	21-30	2
11:00 PM	0	0	0	1	0	0	0	0	0	0	0	0	0	0	1	21-30	1
Day Total	30	80	179	86	5	1	0	0	0	0	0	0	0	0	381	21-30	265
Percent	7.9%	21%	47%	22.6%	1.3%	0.3%	0%	0%	0%	0%	0%	0%	0%	0%			
AM Peak Volume	7:00 AM 2	8:00 AM 10	8:00 AM 28	8:00 AM 10	3:00 AM 1	7:00 AM 1	12:00 AM 0	12:00 AM 0	12:00 AM 0	12:00 AM 0	12:00 AM 0	12:00 AM 0	12:00 AM 0	12:00 AM 0	8:00 AM 50		
PM Peak Volume	12:00 PM 5	2:00 PM 8	4:00 PM 21	4:00 PM 17	4:00 PM 2	12:00 PM 0	12:00 PM 0	12:00 PM 0	12:00 PM 0	12:00 PM 0	12:00 PM 0	12:00 PM 0	12:00 PM 0	12:00 PM 0	4:00 PM 48		
Comments:																	

Report generated on 10/21/2021 1:48 PM

SOURCE: Quality Counts, LLC (<http://www.qualitycounts.net>)

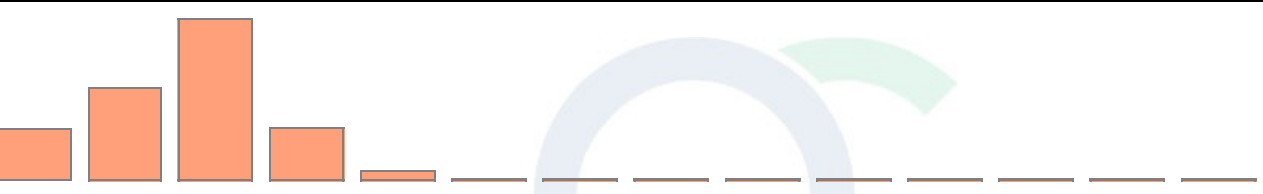
LOCATION: Jackson St Between 6th St and 7th St														QC JOB #: 15544431			
SPECIFIC LOCATION:														DIRECTION: NB			
CITY/STATE: Oregon City, OR														DATE: Oct 14 2021			
Speed Range	1 15	16 20	21 25	26 30	31 35	36 40	41 45	46 50	51 55	56 60	61 65	66 70	71 75	76 999	Total	Pace Speed	Number in Pace
Grand Total	30	80	179	86	5	1	0	0	0	0	0	0	0	0	381	21-30	265
Percent	7.9%	21%	47%	22.6%	1.3%	0.3%	0%	0%	0%	0%	0%	0%	0%	0%			
Cumulative Percent	7.9%	28.9%	75.9%	98.4%	99.7%	100%	100%	100%	100%	100%	100%	100%	100%	100%			
ADT 381															85th Percentile: 28 MPH Mean Speed(Average): 22 MPH Median: 23 MPH Mode: 23 MPH		
Comments:																	

Type of report: Tube Count - Speed Data

LOCATION: Jackson St Between 6th St and 7th St															QC JOB #: 15544431		
SPECIFIC LOCATION:															DIRECTION: SB		
CITY/STATE: Oregon City, OR															DATE: Oct 14 2021		
Start Time	1 15	16 20	21 25	26 30	31 35	36 40	41 45	46 50	51 55	56 60	61 65	66 70	71 75	76 999	Total	Pace Speed	Number in Pace
12:00 AM	0	0	0	0	1	0	0	0	0	0	0	0	0	0	1	26-35	1
01:00 AM	1	1	1	0	0	0	0	0	0	0	0	0	0	0	3	16-25	2
02:00 AM	1	0	1	0	0	0	0	0	0	0	0	0	0	0	2	16-25	1
03:00 AM	2	0	0	0	0	0	0	0	0	0	0	0	0	0	2	1-10	1
04:00 AM	1	0	0	0	0	0	0	0	0	0	0	0	0	0	1	1-10	1
05:00 AM	3	0	1	0	0	0	0	0	0	0	0	0	0	0	4	1-10	2
06:00 AM	1	0	1	0	0	0	0	0	0	0	0	0	0	0	2	16-25	1
07:00 AM	4	4	5	1	1	0	0	0	0	0	0	0	0	0	15	16-25	9
08:00 AM	1	6	9	3	0	0	0	0	0	0	0	0	0	0	19	16-25	15
09:00 AM	2	6	6	1	0	0	0	0	0	0	0	0	0	0	15	16-25	12
10:00 AM	2	6	3	0	1	0	0	0	0	0	0	0	0	0	12	16-25	9
11:00 AM	1	3	8	1	2	0	0	0	0	0	0	0	0	0	15	16-25	11
12:00 PM	3	1	9	2	0	0	0	0	0	0	0	0	0	0	15	21-30	11
01:00 PM	1	8	3	1	0	0	0	0	0	0	0	0	0	0	13	16-25	11
02:00 PM	3	11	9	4	0	0	0	0	0	0	0	0	0	0	27	16-25	20
03:00 PM	8	10	19	6	3	0	0	0	0	0	0	0	0	0	46	16-25	29
04:00 PM	4	8	22	6	0	0	0	0	0	0	0	0	0	0	40	16-25	30
05:00 PM	0	5	17	11	0	0	0	0	0	0	0	0	0	0	33	21-30	28
06:00 PM	3	7	7	2	0	0	0	0	0	0	0	0	0	0	19	16-25	14
07:00 PM	3	6	17	7	0	0	0	0	0	0	0	0	0	0	33	21-30	24
08:00 PM	2	2	6	3	0	0	0	0	0	0	0	0	0	0	13	21-30	9
09:00 PM	1	5	7	0	0	0	0	0	0	0	0	0	0	0	13	16-25	12
10:00 PM	1	0	1	1	0	0	0	0	0	0	0	0	0	0	3	21-30	2
11:00 PM	0	0	2	1	0	0	0	0	0	0	0	0	0	0	3	21-30	3
Day Total	48	89	154	50	8	0	0	0	0	0	0	0	0	0	349	16-25	243
Percent	13.8%	25.5%	44.1%	14.3%	2.3%	0%	0%	0%	0%	0%	0%	0%	0%	0%			
AM Peak Volume	7:00 AM 4	8:00 AM 6	8:00 AM 9	8:00 AM 3	11:00 AM 2	12:00 AM 0	12:00 AM 0	12:00 AM 0	12:00 AM 0	12:00 AM 0	12:00 AM 0	12:00 AM 0	12:00 AM 0	12:00 AM 0	8:00 AM 19		
PM Peak Volume	3:00 PM 8	2:00 PM 11	4:00 PM 22	5:00 PM 11	3:00 PM 3	12:00 PM 0	12:00 PM 0	12:00 PM 0	12:00 PM 0	12:00 PM 0	12:00 PM 0	12:00 PM 0	12:00 PM 0	12:00 PM 0	3:00 PM 46		
Comments:																	

Report generated on 10/21/2021 1:48 PM

SOURCE: Quality Counts, LLC (<http://www.qualitycounts.net>)

LOCATION: Jackson St Between 6th St and 7th St														QC JOB #: 15544431			
SPECIFIC LOCATION:														DIRECTION: SB			
CITY/STATE: Oregon City, OR														DATE: Oct 14 2021			
Speed Range	1 15	16 20	21 25	26 30	31 35	36 40	41 45	46 50	51 55	56 60	61 65	66 70	71 75	76 999	Total	Pace Speed	Number in Pace
Grand Total	48	89	154	50	8	0	0	0	0	0	0	0	0	0	349	16-25	243
Percent	13.8%	25.5%	44.1%	14.3%	2.3%	0%	0%	0%	0%	0%	0%	0%	0%	0%			
Cumulative Percent	13.8%	39.3%	83.4%	97.7%	100%	100%	100%	100%	100%	100%	100%	100%	100%	100%			
ADT 349															85th Percentile: 26 MPH Mean Speed(Average): 21 MPH Median: 22 MPH Mode: 23 MPH		
Comments:																	

Type of report: Tube Count - Speed Data

LOCATION: Jackson St Between 7th St and 8th St															QC JOB #: 15544432		
SPECIFIC LOCATION:															DIRECTION: NB		
CITY/STATE: Oregon City, OR															DATE: Oct 14 2021		
Start Time	1 15	16 20	21 25	26 30	31 35	36 40	41 45	46 50	51 55	56 60	61 65	66 70	71 75	76 999	Total	Pace Speed	Number in Pace
12:00 AM	0	1	0	1	0	0	0	0	0	0	0	0	0	0	2	11-20	1
01:00 AM	0	1	0	0	0	0	0	0	0	0	0	0	0	0	1	11-20	1
02:00 AM	0	0	0	0	0	0	0	0	0	0	0	0	0	0	0	1-10	0
03:00 AM	0	0	0	0	0	0	0	0	0	0	0	0	0	0	0	1-10	0
04:00 AM	3	0	1	0	0	0	0	0	0	0	0	0	0	0	4	1-10	2
05:00 AM	2	3	2	0	0	0	0	0	0	0	0	0	0	0	7	16-25	5
06:00 AM	0	3	6	1	0	0	0	0	0	0	0	0	0	0	10	16-25	9
07:00 AM	5	10	13	4	1	0	0	0	0	0	0	0	0	0	33	16-25	23
08:00 AM	8	25	24	4	0	0	0	0	0	0	0	0	0	0	61	16-25	49
09:00 AM	3	5	4	1	0	0	0	0	0	0	0	0	0	0	13	16-25	9
10:00 AM	4	11	8	0	0	0	0	0	0	0	0	0	0	0	23	16-25	19
11:00 AM	1	10	5	4	0	0	0	0	0	0	0	0	0	0	20	16-25	15
12:00 PM	1	4	10	1	0	0	0	0	0	0	0	0	0	0	16	16-25	14
01:00 PM	8	8	5	1	0	0	0	0	0	0	0	0	0	0	22	16-25	13
02:00 PM	7	15	8	2	0	0	0	0	0	0	0	0	0	0	32	16-25	23
03:00 PM	6	20	28	8	0	0	0	0	0	0	0	0	0	0	62	16-25	48
04:00 PM	7	17	28	10	0	0	0	0	0	0	0	0	0	0	62	16-25	45
05:00 PM	6	13	23	4	0	0	0	0	0	0	0	0	0	0	46	16-25	36
06:00 PM	3	11	17	1	0	0	0	0	0	0	0	0	0	0	32	16-25	28
07:00 PM	2	11	16	2	0	0	0	0	0	0	0	0	0	0	31	16-25	27
08:00 PM	2	6	5	1	0	0	0	0	0	0	0	0	0	0	14	16-25	11
09:00 PM	0	3	6	1	0	0	0	0	0	0	0	0	0	0	10	16-25	9
10:00 PM	0	0	2	1	0	0	0	0	0	0	0	0	0	0	3	21-30	3
11:00 PM	1	0	1	0	0	0	0	0	0	0	0	0	0	0	2	16-25	1
Day Total	69	177	212	47	1	0	0	0	0	0	0	0	0	0	506	16-25	389
Percent	13.6%	35%	41.9%	9.3%	0.2%	0%	0%	0%	0%	0%	0%	0%	0%	0%			
AM Peak Volume	8:00 AM 8	8:00 AM 25	8:00 AM 24	7:00 AM 4	7:00 AM 1	12:00 AM 0	12:00 AM 0	12:00 AM 0	12:00 AM 0	12:00 AM 0	12:00 AM 0	12:00 AM 0	12:00 AM 0	12:00 AM 0	8:00 AM 61		
PM Peak Volume	1:00 PM 8	3:00 PM 20	3:00 PM 28	4:00 PM 10	12:00 PM 0	12:00 PM 0	12:00 PM 0	12:00 PM 0	12:00 PM 0	12:00 PM 0	12:00 PM 0	12:00 PM 0	12:00 PM 0	12:00 PM 0	3:00 PM 62		
Comments:																	

Report generated on 10/21/2021 1:48 PM

SOURCE: Quality Counts, LLC (<http://www.qualitycounts.net>)

LOCATION: Jackson St Between 7th St and 8th St														QC JOB #: 15544432			
SPECIFIC LOCATION:														DIRECTION: NB			
CITY/STATE: Oregon City, OR														DATE: Oct 14 2021			
Speed Range	1 15	16 20	21 25	26 30	31 35	36 40	41 45	46 50	51 55	56 60	61 65	66 70	71 75	76 999	Total	Pace Speed	Number in Pace
Grand Total	69	177	212	47	1	0	0	0	0	0	0	0	0	0	506	16-25	389
Percent	13.6%	35%	41.9%	9.3%	0.2%	0%	0%	0%	0%	0%	0%	0%	0%	0%			
Cumulative Percent	13.6%	48.6%	90.5%	99.8%	100%	100%	100%	100%	100%	100%	100%	100%	100%	100%			
ADT 506															85th Percentile: 25 MPH Mean Speed(Average): 20 MPH Median: 21 MPH Mode: 23 MPH		
Comments:																	

Type of report: Tube Count - Speed Data

LOCATION: Jackson St Between 7th St and 8th St															QC JOB #: 15544432		
SPECIFIC LOCATION:															DIRECTION: SB		
CITY/STATE: Oregon City, OR															DATE: Oct 14 2021		
Start Time	1 15	16 20	21 25	26 30	31 35	36 40	41 45	46 50	51 55	56 60	61 65	66 70	71 75	76 999	Total	Pace Speed	Number in Pace
12:00 AM	0	0	1	0	0	0	0	0	0	0	0	0	0	0	1	16-25	1
01:00 AM	0	1	1	0	0	0	0	0	0	0	0	0	0	0	2	16-25	2
02:00 AM	0	1	0	0	0	0	0	0	0	0	0	0	0	0	1	11-20	1
03:00 AM	0	0	1	0	0	0	0	0	0	0	0	0	0	0	1	16-25	1
04:00 AM	5	0	1	0	0	0	0	0	0	0	0	0	0	0	6	1-10	3
05:00 AM	1	1	1	0	0	0	0	0	0	0	0	0	0	0	3	16-25	2
06:00 AM	2	2	4	0	0	0	0	0	0	0	0	0	0	0	8	16-25	6
07:00 AM	6	9	8	3	0	0	0	0	0	0	0	0	0	0	26	16-25	17
08:00 AM	7	20	20	0	0	0	0	0	0	0	0	0	0	0	47	16-25	40
09:00 AM	7	10	11	1	0	0	0	0	0	0	0	0	0	0	29	16-25	21
10:00 AM	4	7	11	2	1	0	0	0	0	0	0	0	0	0	25	16-25	18
11:00 AM	2	12	8	2	0	1	0	0	0	0	0	0	0	0	25	16-25	20
12:00 PM	4	12	8	2	0	0	0	0	0	0	0	0	0	0	26	16-25	20
01:00 PM	1	10	14	2	0	0	0	0	0	0	0	0	0	0	27	16-25	24
02:00 PM	8	18	11	1	0	0	0	0	0	0	0	0	0	0	38	16-25	29
03:00 PM	12	25	17	5	0	0	0	0	0	0	0	0	0	0	59	16-25	42
04:00 PM	2	15	30	4	0	0	0	0	0	0	0	0	0	0	51	16-25	45
05:00 PM	7	24	20	3	0	0	0	0	0	0	0	0	0	0	54	16-25	44
06:00 PM	3	17	21	3	0	0	0	0	0	0	0	0	0	0	44	16-25	38
07:00 PM	12	30	30	4	0	0	0	0	0	0	0	0	0	0	76	16-25	60
08:00 PM	1	8	3	4	0	0	0	0	0	0	0	0	0	0	16	16-25	11
09:00 PM	0	8	9	1	0	0	0	0	0	0	0	0	0	0	18	16-25	17
10:00 PM	0	0	4	0	0	0	0	0	0	0	0	0	0	0	4	16-25	4
11:00 PM	1	2	2	1	0	0	0	0	0	0	0	0	0	0	6	16-25	4
Day Total	85	232	236	38	1	1	0	0	0	0	0	0	0	0	593	16-25	468
Percent	14.3%	39.1%	39.8%	6.4%	0.2%	0.2%	0%	0%	0%	0%	0%	0%	0%	0%			
AM Peak Volume	8:00 AM 7	8:00 AM 20	8:00 AM 20	7:00 AM 3	10:00 AM 1	11:00 AM 1	12:00 AM 0	12:00 AM 0	12:00 AM 0	12:00 AM 0	12:00 AM 0	12:00 AM 0	12:00 AM 0	12:00 AM 0	8:00 AM 47		
PM Peak Volume	3:00 PM 12	7:00 PM 30	4:00 PM 30	3:00 PM 5	12:00 PM 0	12:00 PM 0	12:00 PM 0	12:00 PM 0	12:00 PM 0	12:00 PM 0	12:00 PM 0	12:00 PM 0	12:00 PM 0	12:00 PM 0	7:00 PM 76		
Comments:																	

Report generated on 10/21/2021 1:48 PM

SOURCE: Quality Counts, LLC (<http://www.qualitycounts.net>)

LOCATION: Jackson St Between 7th St and 8th St														QC JOB #: 15544432			
SPECIFIC LOCATION:														DIRECTION: SB			
CITY/STATE: Oregon City, OR														DATE: Oct 14 2021			
Speed Range	1 15	16 20	21 25	26 30	31 35	36 40	41 45	46 50	51 55	56 60	61 65	66 70	71 75	76 999	Total	Pace Speed	Number in Pace
Grand Total	85	232	236	38	1	1	0	0	0	0	0	0	0	0	593	16-25	468
Percent	14.3%	39.1%	39.8%	6.4%	0.2%	0.2%	0%	0%	0%	0%	0%	0%	0%	0%			
Cumulative Percent	14.3%	53.5%	93.3%	99.7%	99.8%	100%	100%	100%	100%	100%	100%	100%	100%	100%			
ADT 593															85th Percentile: 24 MPH Mean Speed(Average): 19 MPH Median: 20 MPH Mode: 23 MPH		
Comments:																	

Type of report: Tube Count - Speed Data

LOCATION: Jackson St Between 9th St and 10th St SPECIFIC LOCATION: CITY/STATE: Oregon City, OR															QC JOB #: 15544433 DIRECTION: NB DATE: Oct 14 2021		
Start Time	1 15	16 20	21 25	26 30	31 35	36 40	41 45	46 50	51 55	56 60	61 65	66 70	71 75	76 999	Total	Pace Speed	Number in Pace
12:00 AM	0	1	1	1	0	0	0	0	0	0	0	0	0	0	3	16-25	2
01:00 AM	0	0	1	0	0	0	0	0	0	0	0	0	0	0	1	16-25	1
02:00 AM	0	0	0	0	0	0	0	0	0	0	0	0	0	0	0	1-10	0
03:00 AM	0	0	0	0	0	0	0	0	0	0	0	0	0	0	0	1-10	0
04:00 AM	3	0	1	0	0	0	0	0	0	0	0	0	0	0	4	1-10	2
05:00 AM	1	5	0	1	0	0	0	0	0	0	0	0	0	0	7	11-20	5
06:00 AM	0	1	7	1	0	0	0	0	0	0	0	0	0	0	9	20-29	8
07:00 AM	4	25	9	2	1	0	0	0	0	0	0	0	0	0	41	16-25	34
08:00 AM	12	31	27	3	0	0	0	0	0	0	0	0	0	0	73	16-25	58
09:00 AM	1	14	4	1	0	0	0	0	0	0	0	0	0	0	20	16-25	18
10:00 AM	0	9	12	1	0	0	0	0	0	0	0	0	0	0	22	16-25	21
11:00 AM	3	8	14	1	1	0	0	0	0	0	0	0	0	0	27	16-25	22
12:00 PM	1	8	13	2	0	0	0	0	0	0	0	0	0	0	24	16-25	21
01:00 PM	6	14	8	1	0	0	0	0	0	0	0	0	0	0	29	16-25	22
02:00 PM	2	25	15	2	0	0	0	0	0	0	0	0	0	0	44	16-25	40
03:00 PM	9	20	36	8	0	0	0	0	0	0	0	0	0	0	73	16-25	56
04:00 PM	7	20	31	16	0	0	0	0	0	0	0	0	0	0	74	16-25	51
05:00 PM	1	18	26	4	0	0	0	0	0	0	0	0	0	0	49	16-25	44
06:00 PM	1	13	24	2	0	0	0	0	0	0	0	0	0	0	40	16-25	37
07:00 PM	4	11	17	5	0	0	0	0	0	0	0	0	0	0	37	16-25	28
08:00 PM	0	7	5	3	0	0	0	0	0	0	0	0	0	0	15	16-25	12
09:00 PM	1	1	8	4	1	0	0	0	0	0	0	0	0	0	15	21-30	12
10:00 PM	0	0	1	1	1	0	0	0	0	0	0	0	0	0	3	21-30	2
11:00 PM	1	0	0	2	0	0	0	0	0	0	0	0	0	0	3	21-30	2
Day Total	57	231	260	61	4	0	0	0	0	0	0	0	0	0	613	16-25	491
Percent	9.3%	37.7%	42.4%	10%	0.7%	0%	0%	0%	0%	0%	0%	0%	0%	0%			
AM Peak Volume	8:00 AM 12	8:00 AM 31	8:00 AM 27	8:00 AM 3	7:00 AM 1	12:00 AM 0	12:00 AM 0	12:00 AM 0	12:00 AM 0	12:00 AM 0	12:00 AM 0	12:00 AM 0	12:00 AM 0	12:00 AM 0	8:00 AM 73		
PM Peak Volume	3:00 PM 9	2:00 PM 25	3:00 PM 36	4:00 PM 16	9:00 PM 1	12:00 PM 0	12:00 PM 0	12:00 PM 0	12:00 PM 0	12:00 PM 0	12:00 PM 0	12:00 PM 0	12:00 PM 0	12:00 PM 0	4:00 PM 74		
Comments:																	

LOCATION: Jackson St Between 9th St and 10th St														QC JOB #: 15544433			
SPECIFIC LOCATION:														DIRECTION: NB			
CITY/STATE: Oregon City, OR														DATE: Oct 14 2021			
Speed Range	1 15	16 20	21 25	26 30	31 35	36 40	41 45	46 50	51 55	56 60	61 65	66 70	71 75	76 999	Total	Pace Speed	Number in Pace
Grand Total	57	231	260	61	4	0	0	0	0	0	0	0	0	0	613	16-25	491
Percent	9.3%	37.7%	42.4%	10%	0.7%	0%	0%	0%	0%	0%	0%	0%	0%	0%			
Cumulative Percent	9.3%	47%	89.4%	99.3%	100%	100%	100%	100%	100%	100%	100%	100%	100%	100%			
ADT 613															85th Percentile: 25 MPH Mean Speed(Average): 20 MPH Median: 21 MPH Mode: 23 MPH		
Comments:																	

Type of report: Tube Count - Speed Data


LOCATION: Jackson St Between 9th St and 10th St															QC JOB #: 15544433		
SPECIFIC LOCATION:															DIRECTION: SB		
CITY/STATE: Oregon City, OR															DATE: Oct 14 2021		
Start Time	1 15	16 20	21 25	26 30	31 35	36 40	41 45	46 50	51 55	56 60	61 65	66 70	71 75	76 999	Total	Pace Speed	Number in Pace
12:00 AM	0	0	0	0	0	0	0	0	0	0	0	0	0	0	0	1-10	0
01:00 AM	0	0	2	0	0	0	0	0	0	0	0	0	0	0	2	16-25	2
02:00 AM	0	0	2	0	0	0	0	0	0	0	0	0	0	0	2	16-25	2
03:00 AM	0	0	1	0	0	0	0	0	0	0	0	0	0	0	1	16-25	1
04:00 AM	2	0	0	2	0	0	0	0	0	0	0	0	0	0	4	21-30	2
05:00 AM	0	1	1	1	0	0	0	0	0	0	0	0	0	0	3	16-25	2
06:00 AM	0	2	4	0	0	0	0	0	0	0	0	0	0	0	6	16-25	6
07:00 AM	3	12	12	3	0	0	0	0	0	0	0	0	0	0	30	16-25	24
08:00 AM	1	18	24	4	0	0	0	0	0	0	0	0	0	0	47	16-25	42
09:00 AM	4	10	14	1	0	0	0	0	0	0	0	0	0	0	29	16-25	24
10:00 AM	2	7	13	4	0	0	0	0	0	0	0	0	0	0	26	16-25	20
11:00 AM	2	7	15	3	0	0	0	0	0	0	0	0	0	0	27	16-25	22
12:00 PM	3	5	19	5	0	0	0	0	0	0	0	0	0	0	32	16-25	24
01:00 PM	2	9	14	6	0	0	0	0	0	0	0	0	0	0	31	16-25	23
02:00 PM	3	17	20	4	0	0	0	0	0	0	0	0	0	0	44	16-25	37
03:00 PM	10	31	23	5	0	0	0	0	0	0	0	0	0	0	69	16-25	54
04:00 PM	3	23	36	5	0	0	0	0	0	0	0	0	0	0	67	16-25	59
05:00 PM	3	21	27	6	0	0	0	0	0	0	0	0	0	0	57	16-25	48
06:00 PM	4	14	30	6	0	0	0	0	0	0	0	0	0	0	54	16-25	44
07:00 PM	6	19	44	5	0	0	0	0	0	0	0	0	0	0	74	16-25	63
08:00 PM	1	7	8	3	0	0	0	0	0	0	0	0	0	0	19	16-25	15
09:00 PM	0	4	10	3	0	0	0	0	0	0	0	0	0	0	17	16-25	14
10:00 PM	0	0	3	1	0	0	0	0	0	0	0	0	0	0	4	21-30	4
11:00 PM	2	0	3	1	0	0	0	0	0	0	0	0	0	0	6	21-30	4
Day Total	51	207	325	68	0	0	0	0	0	0	0	0	0	0	651	16-25	532
Percent	7.8%	31.8%	49.9%	10.4%	0%	0%	0%	0%	0%	0%	0%	0%	0%	0%			
AM Peak Volume	9:00 AM 4	8:00 AM 18	8:00 AM 24	8:00 AM 4	12:00 AM 0	12:00 AM 0	12:00 AM 0	12:00 AM 0	12:00 AM 0	12:00 AM 0	12:00 AM 0	12:00 AM 0	12:00 AM 0	12:00 AM 0	8:00 AM 47		
PM Peak Volume	3:00 PM 10	3:00 PM 31	7:00 PM 44	1:00 PM 6	12:00 PM 0	12:00 PM 0	12:00 PM 0	12:00 PM 0	12:00 PM 0	12:00 PM 0	12:00 PM 0	12:00 PM 0	12:00 PM 0	12:00 PM 0	7:00 PM 74		
Comments:																	

Report generated on 10/21/2021 1:48 PM

SOURCE: Quality Counts, LLC (<http://www.qualitycounts.net>)

Type of report: Tube Count - Speed Data

SUMMARY - Tube Count - Speed Data

LOCATION: Jackson St Between 9th St and 10th St														QC JOB #: 15544433			
SPECIFIC LOCATION:														DIRECTION: SB			
CITY/STATE: Oregon City, OR														DATE: Oct 14 2021			
Speed Range	1 15	16 20	21 25	26 30	31 35	36 40	41 45	46 50	51 55	56 60	61 65	66 70	71 75	76 999	Total	Pace Speed	Number in Pace
Grand Total	51	207	325	68	0	0	0	0	0	0	0	0	0	0	651	16-25	532
Percent	7.8%	31.8%	49.9%	10.4%	0%	0%	0%	0%	0%	0%	0%	0%	0%	0%			
Cumulative Percent	7.8%	39.6%	89.6%	100%	100%	100%	100%	100%	100%	100%	100%	100%	100%	100%			
ADT 651															85th Percentile: 25 MPH Mean Speed(Average): 21 MPH Median: 22 MPH Mode: 23 MPH		
Comments:																	


Report generated on 10/21/2021 1:48 PM

SOURCE: Quality Counts, LLC (<http://www.qualitycounts.net>)

Quality Counts
DATA THAT DRIVES COMMUNITIES

Type of report: Tube Count - Speed Data

LOCATION: Jackson St Between 14th St and 15th St SPECIFIC LOCATION: CITY/STATE: Oregon City, OR															QC JOB #: 15544434 DIRECTION: NB DATE: Oct 12 2021		
Start Time	1 15	16 20	21 25	26 30	31 35	36 40	41 45	46 50	51 55	56 60	61 65	66 70	71 75	76 999	Total	Pace Speed	Number in Pace
12:00 AM	0	3	1	0	0	0	0	0	0	0	0	0	0	0	4	16-25	4
01:00 AM	0	0	0	0	0	0	0	0	0	0	0	0	0	0	0	1-10	0
02:00 AM	0	0	0	0	0	0	0	0	0	0	0	0	0	0	0	1-10	0
03:00 AM	0	0	0	0	0	0	0	0	0	0	0	0	0	0	0	1-10	0
04:00 AM	0	0	1	0	0	0	0	0	0	0	0	0	0	0	1	16-25	1
05:00 AM	0	3	0	1	0	0	0	0	0	0	0	0	0	0	4	11-20	3
06:00 AM	1	5	3	1	0	0	0	0	0	0	0	0	0	0	10	16-25	8
07:00 AM	1	10	6	1	0	0	0	0	0	0	0	0	0	0	18	16-25	16
08:00 AM	3	24	8	0	0	0	0	0	0	0	0	0	0	0	35	16-25	32
09:00 AM	2	23	10	0	0	0	0	0	0	0	0	0	0	0	35	16-25	33
10:00 AM	0	10	6	0	0	0	0	0	0	0	0	0	0	0	16	16-25	16
11:00 AM	1	16	7	0	0	0	0	0	0	0	0	0	0	0	24	16-25	23
12:00 PM	4	18	5	3	0	0	0	0	0	0	0	0	0	0	30	16-25	23
01:00 PM	4	25	4	0	0	0	0	0	0	0	0	0	0	0	33	16-25	29
02:00 PM	3	15	13	0	0	0	0	0	0	0	0	0	0	0	31	16-25	28
03:00 PM	4	34	16	3	0	0	0	0	0	0	0	0	0	0	57	16-25	50
04:00 PM	1	22	11	0	0	0	0	0	0	0	0	0	0	0	34	16-25	33
05:00 PM	4	20	10	0	0	0	0	0	0	0	0	0	0	0	34	16-25	30
06:00 PM	4	29	16	0	0	0	0	0	0	0	0	0	0	0	49	16-25	45
07:00 PM	5	21	1	0	0	0	0	0	0	0	0	0	0	0	27	11-20	23
08:00 PM	2	7	0	0	0	0	0	0	0	0	0	0	0	0	9	11-20	8
09:00 PM	0	11	1	0	0	0	0	0	0	0	0	0	0	0	12	16-25	12
10:00 PM	1	1	1	0	0	0	0	0	0	0	0	0	0	0	3	16-25	2
11:00 PM	0	0	0	0	0	0	0	0	0	0	0	0	0	0	0	1-10	0
Day Total	40	297	120	9	0	0	0	0	0	0	0	0	0	0	466	16-25	417
Percent	8.6%	63.7%	25.8%	1.9%	0%	0%	0%	0%	0%	0%	0%	0%	0%	0%			
AM Peak Volume	8:00 AM 3	8:00 AM 24	9:00 AM 10	5:00 AM 1	12:00 AM 0	12:00 AM 0	12:00 AM 0	12:00 AM 0	12:00 AM 0	12:00 AM 0	12:00 AM 0	12:00 AM 0	12:00 AM 0	12:00 AM 0	8:00 AM 35		
PM Peak Volume	7:00 PM 5	3:00 PM 34	3:00 PM 16	12:00 PM 3	12:00 PM 0	12:00 PM 0	12:00 PM 0	12:00 PM 0	12:00 PM 0	12:00 PM 0	12:00 PM 0	12:00 PM 0	12:00 PM 0	12:00 PM 0	3:00 PM 57		
Comments:																	

LOCATION: Jackson St Between 14th St and 15th St															QC JOB #: 15544434		
SPECIFIC LOCATION:															DIRECTION: NB		
CITY/STATE: Oregon City, OR															DATE: Oct 12 2021		
Speed Range	1 15	16 20	21 25	26 30	31 35	36 40	41 45	46 50	51 55	56 60	61 65	66 70	71 75	76 999	Total	Pace Speed	Number in Pace
Grand Total	40	297	120	9	0	0	0	0	0	0	0	0	0	0	466	16-25	417
Percent	8.6%	63.7%	25.8%	1.9%	0%	0%	0%	0%	0%	0%	0%	0%	0%	0%			
Cumulative Percent	8.6%	72.3%	98.1%	100%	100%	100%	100%	100%	100%	100%	100%	100%	100%	100%			
ADT 466															85th Percentile: 23 MPH Mean Speed(Average): 18 MPH Median: 19 MPH Mode: 18 MPH		
Comments:																	

Type of report: Tube Count - Speed Data

LOCATION: Jackson St Between 14th St and 15th St SPECIFIC LOCATION: CITY/STATE: Oregon City, OR															QC JOB #: 15544434 DIRECTION: SB DATE: Oct 12 2021		
Start Time	1 15	16 20	21 25	26 30	31 35	36 40	41 45	46 50	51 55	56 60	61 65	66 70	71 75	76 999	Total	Pace Speed	Number in Pace
12:00 AM	0	2	1	0	0	0	0	0	0	0	0	0	0	0	3	16-25	3
01:00 AM	0	1	0	0	0	0	0	0	0	0	0	0	0	0	1	11-20	1
02:00 AM	0	0	1	0	0	0	0	0	0	0	0	0	0	0	1	16-25	1
03:00 AM	0	0	0	0	0	0	0	0	0	0	0	0	0	0	0	1-10	0
04:00 AM	0	0	0	0	0	0	0	0	0	0	0	0	0	0	0	1-10	0
05:00 AM	0	0	2	0	0	0	0	0	0	0	0	0	0	0	2	16-25	2
06:00 AM	0	4	3	1	0	0	0	0	0	0	0	0	0	0	8	16-25	7
07:00 AM	3	8	19	2	0	0	0	0	0	0	0	0	0	0	32	16-25	27
08:00 AM	1	17	21	4	0	0	0	0	0	0	0	0	0	0	43	16-25	38
09:00 AM	5	6	21	2	0	0	0	0	0	0	0	0	0	0	34	16-25	27
10:00 AM	0	7	5	2	0	0	0	0	0	0	0	0	0	0	14	16-25	12
11:00 AM	3	16	14	0	0	0	0	0	0	0	0	0	0	0	33	16-25	30
12:00 PM	2	8	16	4	0	0	0	0	0	0	0	0	0	0	30	16-25	24
01:00 PM	4	7	14	3	0	0	0	0	0	0	0	0	0	0	28	16-25	21
02:00 PM	1	5	30	2	0	0	0	0	0	0	0	0	0	0	38	16-25	35
03:00 PM	2	14	32	5	1	0	0	0	0	0	0	0	0	0	54	16-25	46
04:00 PM	2	12	18	1	0	0	0	0	0	0	0	0	0	0	33	16-25	30
05:00 PM	0	15	18	0	0	0	0	0	0	0	0	0	0	0	33	16-25	33
06:00 PM	2	15	21	1	0	0	0	0	0	0	0	0	0	0	39	16-25	36
07:00 PM	0	15	7	0	0	0	0	0	0	0	0	0	0	0	22	16-25	22
08:00 PM	1	5	5	0	0	0	0	0	0	0	0	0	0	0	11	16-25	10
09:00 PM	0	2	1	0	0	0	0	0	0	0	0	0	0	0	3	16-25	3
10:00 PM	0	4	1	0	0	0	0	0	0	0	0	0	0	0	5	16-25	5
11:00 PM	0	0	0	0	0	0	0	0	0	0	0	0	0	0	0	1-10	0
Day Total	26	163	250	27	1	0	0	0	0	0	0	0	0	0	467	16-25	413
Percent	5.6%	34.9%	53.5%	5.8%	0.2%	0%	0%	0%	0%	0%	0%	0%	0%	0%			
AM Peak Volume	9:00 AM 5	8:00 AM 17	8:00 AM 21	8:00 AM 4	12:00 AM 0	12:00 AM 0	12:00 AM 0	12:00 AM 0	12:00 AM 0	12:00 AM 0	12:00 AM 0	12:00 AM 0	12:00 AM 0	12:00 AM 0	8:00 AM 43		
PM Peak Volume	1:00 PM 4	5:00 PM 15	3:00 PM 32	3:00 PM 5	3:00 PM 1	12:00 PM 0	12:00 PM 0	12:00 PM 0	12:00 PM 0	12:00 PM 0	12:00 PM 0	12:00 PM 0	12:00 PM 0	12:00 PM 0	3:00 PM 54		
Comments:																	

Report generated on 10/21/2021 1:48 PM

SOURCE: Quality Counts, LLC (<http://www.qualitycounts.net>)

LOCATION: Jackson St Between 14th St and 15th St														QC JOB #: 15544434			
SPECIFIC LOCATION:														DIRECTION: SB			
CITY/STATE: Oregon City, OR														DATE: Oct 12 2021			
Speed Range	1 15	16 20	21 25	26 30	31 35	36 40	41 45	46 50	51 55	56 60	61 65	66 70	71 75	76 999	Total	Pace Speed	Number in Pace
Grand Total	26	163	250	27	1	0	0	0	0	0	0	0	0	0	467	16-25	413
Percent	5.6%	34.9%	53.5%	5.8%	0.2%	0%	0%	0%	0%	0%	0%	0%	0%	0%			
Cumulative Percent	5.6%	40.5%	94%	99.8%	100%	100%	100%	100%	100%	100%	100%	100%	100%	100%			
ADT 467															85th Percentile: 25 MPH Mean Speed(Average): 20 MPH Median: 21 MPH Mode: 23 MPH		
Comments:																	