



# Demographic and Income Profile

Produced by Oregon City GIS

Summary	Census 2010		2020	2025
Population	2,207		2,635	2,798
Households	790		957	1,018
Families	635		759	804
Average Household Size	2.78		2.75	2.74
Owner Occupied Housing Units	714		874	930
Renter Occupied Housing Units	76		83	88
Median Age	41.8		44.4	45.1
Trends: 2020-2025 Annual Rate	Area		State	National
Population	1.21%		1.08%	0.72%
Households	1.24%		1.08%	0.72%
Families	1.16%		0.97%	0.64%
Owner HHs	1.25%		1.01%	0.72%
Median Household Income	1.38%		2.07%	1.60%
Households by Income			2020	2025
			Number	Percent
<\$15,000			21	2.2%
\$15,000 - \$24,999			17	1.8%
\$25,000 - \$34,999			39	4.1%
\$35,000 - \$49,999			56	5.9%
\$50,000 - \$74,999			152	15.9%
\$75,000 - \$99,999			178	18.6%
\$100,000 - \$149,999			275	28.7%
\$150,000 - \$199,999			97	10.1%
\$200,000+			121	12.6%
Median Household Income			\$101,547	\$108,746
Average Household Income			\$124,872	\$140,604
Per Capita Income			\$45,676	\$51,514
Population by Age	Census 2010		2020	2025
	Number	Percent	Number	Percent
0 - 4	108	4.9%	116	4.4%
5 - 9	157	7.1%	166	6.3%
10 - 14	177	8.0%	187	7.1%
15 - 19	163	7.4%	170	6.4%
20 - 24	78	3.5%	91	3.5%
25 - 34	195	8.8%	255	9.7%
35 - 44	340	15.4%	355	13.5%
45 - 54	354	16.0%	373	14.2%
55 - 64	337	15.3%	431	16.4%
65 - 74	196	8.9%	340	12.9%
75 - 84	78	3.5%	117	4.4%
85+	23	1.0%	35	1.3%
Race and Ethnicity	Census 2010		2020	2025
	Number	Percent	Number	Percent
White Alone	2,063	93.5%	2,407	91.4%
Black Alone	8	0.4%	14	0.5%
American Indian Alone	14	0.6%	18	0.7%
Asian Alone	45	2.0%	71	2.7%
Pacific Islander Alone	1	0.0%	2	0.1%
Some Other Race Alone	34	1.5%	51	1.9%
Two or More Races	42	1.9%	71	2.7%
Hispanic Origin (Any Race)	83	3.8%	125	4.7%

**Data Note:** Income is expressed in current dollars.

**Source:** U.S. Census Bureau, Census 2010 Summary File 1. Esri forecasts for 2020 and 2025.

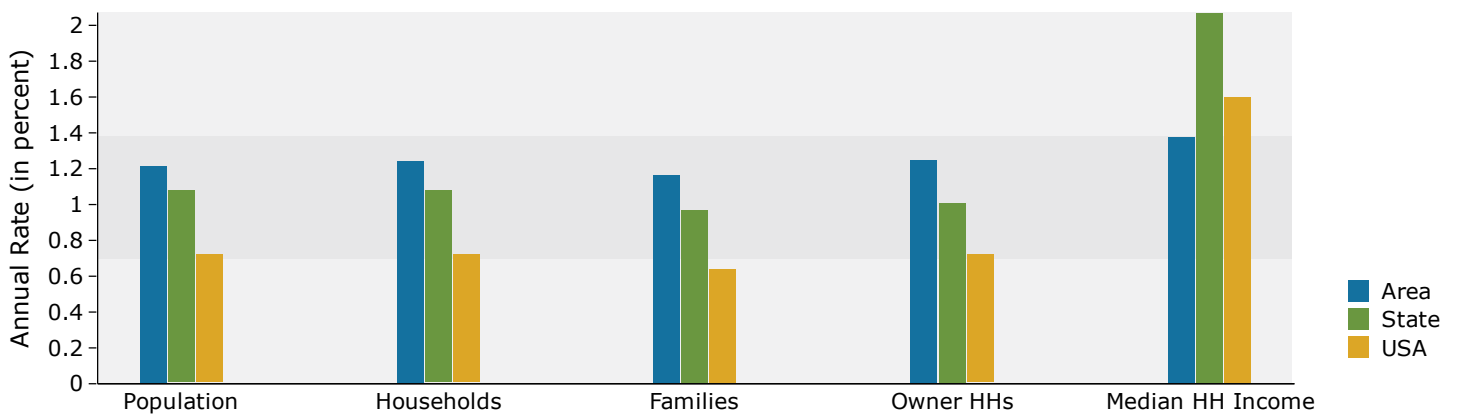
June 01, 2021



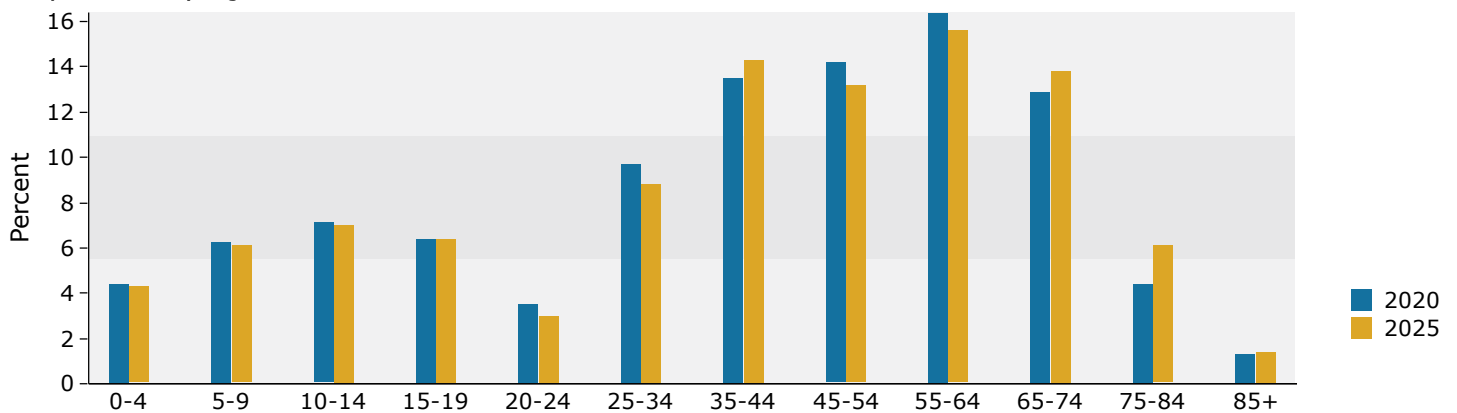
# Demographic and Income Profile

Produced by Oregon City GIS

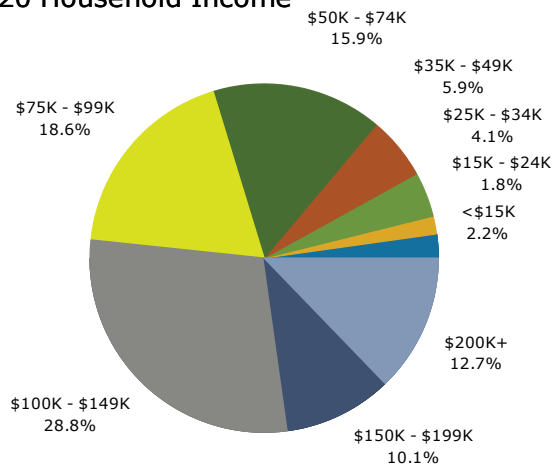
## Trends 2020-2025



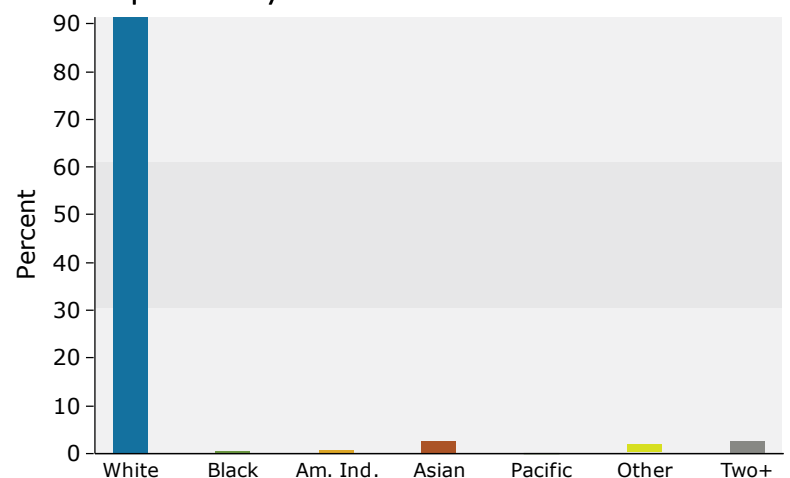
## Population by Age



## 2020 Household Income



## 2020 Population by Race



2020 Percent Hispanic Origin: 4.7%

Source: U.S. Census Bureau, Census 2010 Summary File 1. Esri forecasts for 2020 and 2025.

June 01, 2021