



A-Frame Sign in the Right-of-Way Application

Please refer to Oregon City Municipal Code Chapter 15.28.100 at www.OCSignCode.org or at www.orcity.org for approval criteria.

Permit No. _____ Zoning _____ Fee \$ _____

Location where the sign will be placed: _____

Applicant's name _____

Applicant's mailing address _____

City _____ State _____ Zip Code _____

Daytime Phone _____ E-mail _____

Adjacent property owner name _____

Adjacent Property owner's mailing address _____

City _____ State _____ Zip Code _____

Daytime Phone _____ E-mail _____

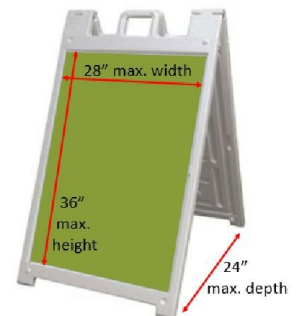
- | | | |
|---|-----|----|
| Do you have permission to place the sign in the location proposed from the adjacent property owner? | Yes | No |
| Will the sign comply with the placement standards on the reverse side of this form? | Yes | No |
| When the sign is displayed will there be a minimum of 4 feet of clearance in the right-of-way? | Yes | No |
| Will the sign remain portable and not be attached to trees or public property? | Yes | No |
| Will the sign comply with the display restrictions hours allowed? | Yes | No |
| Is the sign frame a material other than wood, plastic or metal? | Yes | No |
| Is the sign a design other than an A-frame sandwich design? | Yes | No |
| Is the sign illuminated? | Yes | No |
| Is the spread of the bottom of the sign more than 24 inches? | Yes | No |
| Does the height of the display area exceed 36 inches? | Yes | No |
| Does the width of the display area exceed 28 inches? | Yes | No |
| Does the display area exceed 12 square feet? | Yes | No |
| Does the sign face exceed 6 square feet? | Yes | No |

Sign Dimensions and Materials

Sign Frame Material _____

Horizontal Dimension _____ Vertical Dimension _____

Depth at Base of A-frame _____ Square Footage of Each Sign Face _____



Zoning

Maximum Number of A-frame Signs at this Location at One Time?* _____

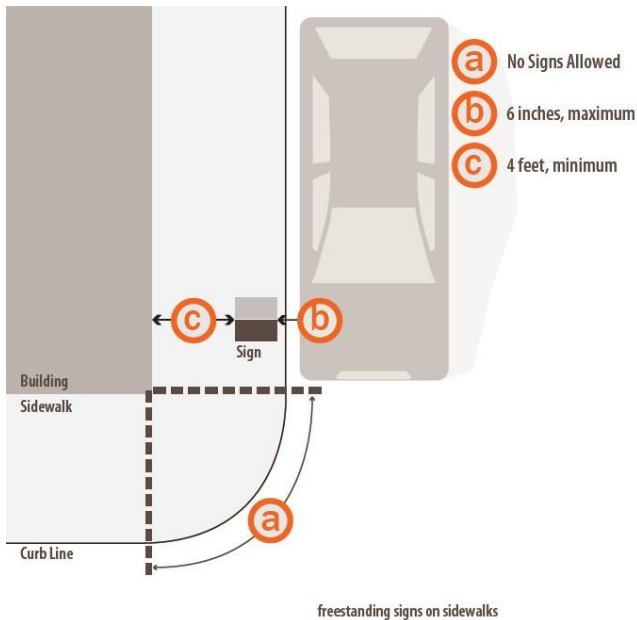
*Within the Mixed Use Downtown District, Willamette Falls Downtown Design District and Mixed Use Corridor 1 District the number of signs placed within the right-of-way is limited to the number of public entrances per building, up to three (3). In other Commercial and Industrial zones, each property is allowed one (1) A-frame sign in the right-of-way per frontage. In Residential areas, one (1) A-frame is allowed per frontage, during specified hours.

Placement Standards

Signs shall **NOT** be placed in parking spaces, pedestrian pathways, or bicycle paths, street corners, transit stop areas, ADA accessible curb ramps, ADA accessible parking spaces, at building exits or fire escapes, or any portion of the street (automobile and bicycle travel lanes, shoulder, medians, traffic islands, and parking areas). The sign may not obstruct pedestrian or ADA access from the sidewalk to transit stop areas, designated ADA accessible parking spaces, ADA accessible ramps or building exits including fire escapes. Signs may not impede or hinder the vision of drivers or bicyclists. The sign shall be located entirely outside of the area of a right-of-way corner that is between the curb and the lines created by extending the property line to the curb face. Signs placed within the right-of-way shall not obstruct traffic control signs or devices.

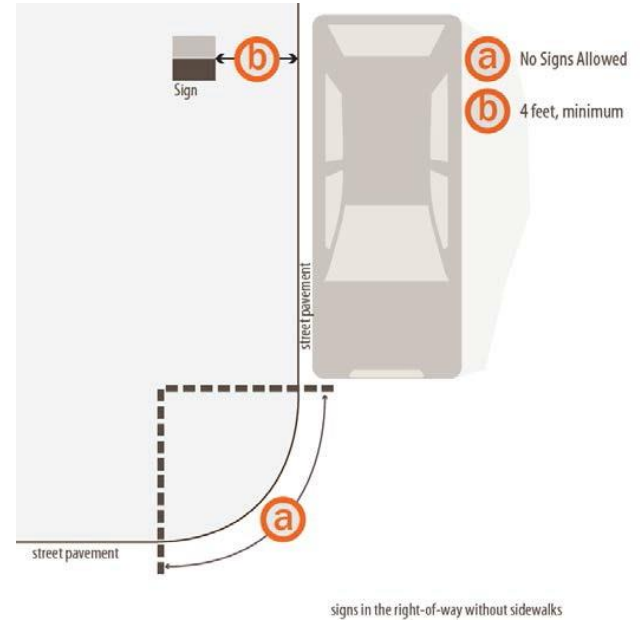
Signs in the Right-of-Way with an Adjacent Sidewalk

The sign shall be placed within six (6) inches of the face of the curb. Four (4) feet of clearance width shall be retained on the sidewalk.



Signs in the Right-of-Way without an Adjacent Sidewalk

The sign shall be located outside of any street pavement and may not be located closer than Four (4) feet from the travel lane, turning lane, shoulder, parking lane or bicycle lane.



Hours of Placement in Commercial, Mixed Use and Industrial Zones:

With a Permit: Everyday 9:00 a.m. and 10:00 p.m.

Without a Permit: Noon - 8 p.m. Thursday, Friday, Saturday, and Sunday
6:00 a.m. to 1:00 p.m. on Tuesday

Submittal Requirements

In addition to a completed application form the following is

required: A drawing showing the dimensions of the sign.

A site plan identifying the placement of the sign. *Each location requires a separate permit.*

City Approval: Signature _____ Date _____

Once approved, the approval sticker is required to be placed on the sign in a visible location. Each location requires a separate permit. The permit shall be valid if the sign is erected and maintained in compliance with city code, and the applicant did not misrepresent or falsify any information supplied in the application. Any permit issued shall be void if no substantial physical action be taken, in accordance with any conditions of the permit and the applicable requirements of OCMC Chapter 15.28, within ninety days following the date of its issuance. Any permit issued shall remain in effect for the remainder of the calendar year as long as the sign is maintained in compliance with any permit conditions and all applicable provisions. Signatures represented must have the full legal capacity and hereby authorize the filing of this application and certify that the information and exhibits herewith are correct and indicate the parties' willingness to comply with all code requirements. The sign owner shall assume all liability associated with a sign within the right-of-way regardless of whether a permit is required.