

**A-Frame Sign in the Right-of-Way Application**

Please refer to Oregon City Municipal Code Chapter 15.28.100 at [www.oregoncity.org](http://www.oregoncity.org) for approval criteria.

Permit No. \_\_\_\_\_ Zoning \_\_\_\_\_ 2015/2016 Permit fee: \$50

Location where the sign will be placed: \_\_\_\_\_

Applicant's name: \_\_\_\_\_

Applicant's mailing address: \_\_\_\_\_

City \_\_\_\_\_ State \_\_\_\_\_ Zip Code \_\_\_\_\_

Daytime Phone \_\_\_\_\_ E-mail \_\_\_\_\_

Adjacent property owner name: \_\_\_\_\_

Adjacent property owner's mailing address: \_\_\_\_\_

City \_\_\_\_\_ State \_\_\_\_\_ Zip Code \_\_\_\_\_

Daytime Phone \_\_\_\_\_ E-mail \_\_\_\_\_

- Do you have permission to place the sign in the location proposed from the adjacent property owner? Yes  No
- Does the sign comply with the placement standards in OCMC 15.28.100? Yes  No
- Will the sign remain portable and not be attached to trees or public property? Yes  No
- Will the sign comply with the display restrictions hours allowed? Yes  No
- Is the sign frame a material other than wood, plastic or metal? Yes  No
- Is the sign a design other than an A-frame sandwich design? Yes  No
- Is the sign illuminated? Yes  No
- Is the sign depth more than 24 inches (the spread of the bottom of the sign)? Yes  No
- Is the sign width more than 28 inches? Yes  No
- Is the sign more than 88 inches in height? Yes  No
- Does the display area exceed 12 square feet? Yes  No
- Does the sign face exceed 6 square feet? Yes  No

**Sign Dimensions and Materials**

Sign Frame Material: \_\_\_\_\_

Horizontal Dimension: \_\_\_\_\_ Vertical Dimension: \_\_\_\_\_

Depth at base of A-frame: \_\_\_\_\_ Square Footage of Each Sign Face: \_\_\_\_\_



Zoning: \_\_\_\_\_

Maximum Number of A-frame Signs at this Location at One Time?\*: \_\_\_\_\_

\*Within the Mixed Use Downtown District, Willamette Falls Downtown Design District and Mixed Use Corridor 2 District the number of signs placed within the right-of-way is limited to the number of public entrances per building, up to three (3). In other Commercial and Industrial zones, each property is allowed one (1) A-frame sign in the right-of-way per frontage. In Residential areas, one (1) A-frame is allowed per frontage, during specified hours.



**SIGN PERMIT**

Depending on the display time, the sign may require a permit from the Planning Division. Upon approval of the sign permit, the City will provide you a sticker to place on the sign to show it is approved.

**HOW TO REPORT A VIOLATION**

Help us keep our community looking great! Complaints about signage can be submitted easily (and anonymously) in any of the following manners:

- By calling Code enforcement at 503-905-3665
- Online at [www.oregoncity.org](http://www.oregoncity.org)
- With the GOREquest app for iPhone and Android

Further information regarding all allowable types, dimensions and placement of signs can be found at [www.oregoncity.org/planning/new-standards-signage](http://www.oregoncity.org/planning/new-standards-signage)

The applicable standards may be found in Chapter 15.28.100 of the Oregon City Municipal Code.



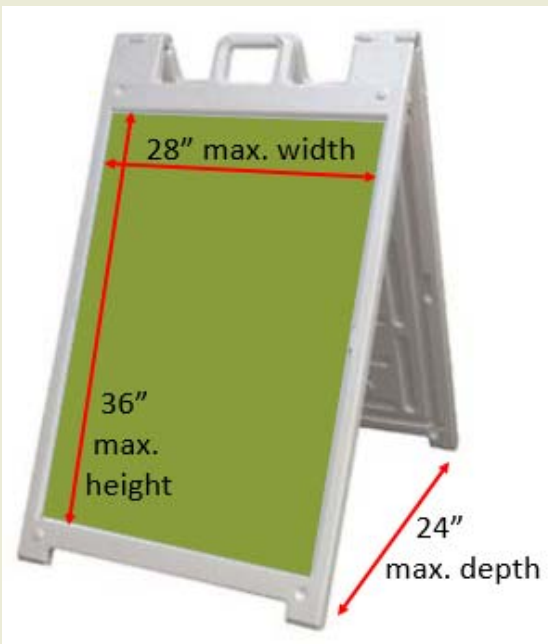
City of Oregon City  
 Planning Division  
 695 Warner Parrott Road  
 Oregon City, Oregon 97045  
 503.722.3789



Placing an A-Frame Sign on the Sidewalk in Oregon City\*

\*Only applies when placing a sign within the right-of-way in non-residential zoning designations.





**DESIGN**

The sign must:

- Be an A-frame sandwich design
- Have a frame which made of wood, plastic or metal
- Be portable
- Not be illuminated
- Comply with the dimensions above
- Be no larger than 6 feet square per side

**RULES FOR PLACING A-FRAME SIGNS**

Signs may not be placed in parking spaces, pedestrian pathways, bicycle paths, street corners, transit stop areas, ADA accessways and ramps, at building exits or fire escapes, in any portion of the street, or impede the vision of drivers or bicyclists.

**ALLOWED HOURS OF PLACEMENT**

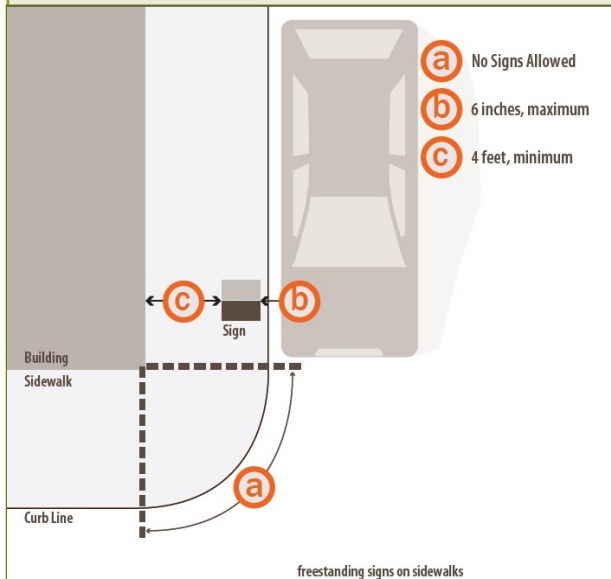
- With a Permit:  
Everyday: 9 a.m - 10 p.m.
- Without a Permit:  
Thursday-Sunday: Noon - 8 p.m.  
Tuesday: 6 a.m. - 1 p.m.

**NUMBER OF SIGNS**

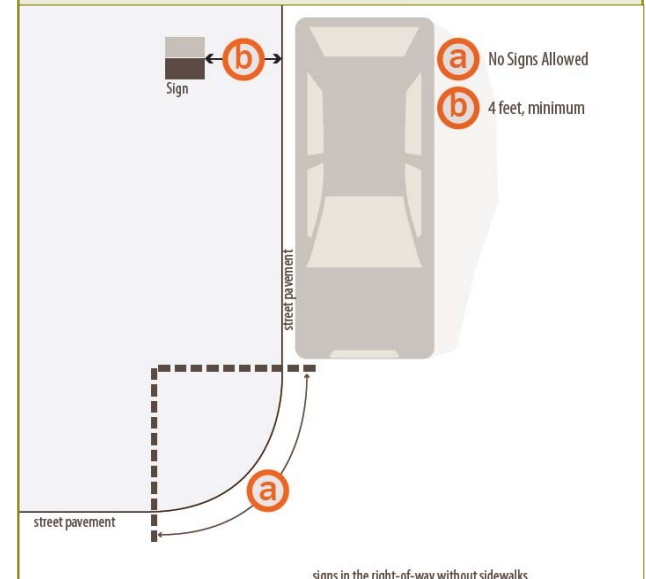
One (1) A-frame sign may be allowed within the right-of-way per frontage.

Within the Mixed Use Downtown District, Willamette Falls Downtown Design District or Mixed Use Corridor 1 District the number of signs placed within the right-of-way is limited to the number of public entrances per building, up to three (3).

Find your property's zoning designation at [www.orcity.org](http://www.orcity.org).



freestanding signs on sidewalks



signs in the right-of-way without sidewalks