

Type of report: Tube Count - Vehicle Classification Data

LOCATION: 1115 - Main St btwn Hwy 99E and 6th St


SPECIFIC LOCATION:

CITY/STATE: Oregon City, OR

QC JOB #: 16297329

DIRECTION: NB

DATE: Oct 17 2023

Start Time	Bikes	Cars & Trailers	2 Axle Long	Buses	2 Axle 6 Tire	3 Axle Single	4 Axle Single	<5 Axl Double	5 Axle Double	>6 Axl Double	<6 Axl Multi	6 Axle Multi	>6 Axl Multi	Not Classed	Total
12:00 AM	0	26	3	2	0	0	0	0	0	0	0	0	0	0	31
01:00 AM	0	28	4	1	1	0	0	0	1	0	0	0	0	2	37
02:00 AM	0	19	10	1	0	0	0	1	0	0	0	0	0	0	31
03:00 AM	0	19	5	0	4	0	0	0	0	0	0	0	0	0	28
04:00 AM	0	12	5	0	1	0	1	0	0	0	0	0	0	0	19
05:00 AM	0	24	4	0	3	0	0	0	0	0	0	0	0	2	33
06:00 AM	0	49	15	1	5	0	0	0	1	0	0	0	0	4	75
07:00 AM	1	120	13	2	6	0	0	1	2	0	0	0	0	12	157
08:00 AM	0	144	25	2	9	1	0	0	1	0	0	0	0	16	198
09:00 AM	0	125	33	4	14	3	0	0	0	0	0	0	0	14	193
10:00 AM	0	122	28	4	7	2	0	1	2	0	0	0	0	12	178
11:00 AM	1	160	31	4	12	1	0	1	2	0	0	0	0	16	228
12:00 PM	0	161	41	4	11	2	0	2	0	0	0	0	0	30	251
01:00 PM	1	186	31	5	23	1	0	3	0	0	1	0	0	18	269
02:00 PM	1	139	37	3	17	0	0	2	1	0	0	0	1	23	224
03:00 PM	1	137	39	4	17	2	0	3	0	0	1	0	0	32	236
04:00 PM	2	184	36	6	15	1	0	3	0	0	0	0	0	32	279
05:00 PM	3	180	26	3	7	0	0	6	1	1	1	0	1	36	265
06:00 PM	2	125	30	4	5	0	0	1	0	0	0	0	0	30	197
07:00 PM	0	188	26	4	6	0	0	0	0	0	0	0	0	13	237
08:00 PM	0	143	20	4	5	1	0	0	0	0	0	0	0	1	174
09:00 PM	1	111	13	2	5	0	0	0	0	0	0	0	0	1	133
10:00 PM	0	85	8	2	4	0	0	0	2	1	1	0	0	2	105
11:00 PM	0	64	18	2	3	0	0	0	1	0	0	0	0	3	91
Day Total	13	2551	501	64	180	14	1	24	14	2	4	0	2	299	3669
Percent	0.4%	69.5%	13.7%	1.7%	4.9%	0.4%	0%	0.7%	0.4%	0.1%	0.1%	0%	0.1%	8.1%	
ADT 3669															
AM Peak Volume	7:00 AM 1	11:00 AM 160	9:00 AM 33	9:00 AM 4	9:00 AM 14	9:00 AM 3	4:00 AM 1	2:00 AM 1	7:00 AM 2	12:00 AM 0	12:00 AM 0	12:00 AM 0	12:00 AM 0	8:00 AM 16	11:00 AM 228
PM Peak Volume	5:00 PM 3	7:00 PM 188	12:00 PM 41	4:00 PM 6	1:00 PM 23	12:00 PM 2	12:00 PM 0	5:00 PM 6	10:00 PM 2	5:00 PM 1	1:00 PM 1	12:00 PM 0	2:00 PM 1	5:00 PM 36	4:00 PM 279

Comments: 45.357024, -122.609650

Report generated on 10/25/2023 9:05 AM

SOURCE: Quality Counts, LLC (<http://www.qualitycounts.net>)

LOCATION: 1115 - Main St btwn Hwy 99E and 6th St

QC JOB #: 16297329

SPECIFIC LOCATION:

DIRECTION: NB

CITY/STATE: Oregon City, OR

DATE: Oct 17 2023

Start Time	Bikes	Cars & Trailers	2 Axle Long	Buses	2 Axle 6 Tire	3 Axle Single	4 Axle Single	<5 Axl Double	5 Axle Double	>6 Axl Double	<6 Axl Multi	6 Axle Multi	>6 Axl Multi	Not Classed	Total
Grand Total	13	2551	501	64	180	14	1	24	14	2	4	0	2	299	3669
Percent	0.4%	69.5%	13.7%	1.7%	4.9%	0.4%	0%	0.7%	0.4%	0.1%	0.1%	0%	0.1%	8.1%	
ADT 3669															

Comments: 45.357024, -122.609650

Type of report: Tube Count - Vehicle Classification Data

LOCATION: 1115 - Main St btwn Hwy 99E and 6th St

SPECIFIC LOCATION:

CITY/STATE: Oregon City, OR

QC JOB #: 16297329

DIRECTION: NB, SB

DATE: Oct 17 2023

Start Time	Bikes	Cars & Trailers	2 Axle Long	Buses	2 Axle 6 Tire	3 Axle Single	4 Axle Single	<5 Axl Double	5 Axle Double	>6 Axl Double	<6 Axl Multi	6 Axle Multi	>6 Axl Multi	Not Classed	Total
12:00 AM	0	31	3	3	0	0	0	0	0	0	0	0	0	0	37
01:00 AM	0	31	4	1	1	0	0	0	1	0	0	0	0	2	40
02:00 AM	0	21	10	1	0	0	0	1	0	0	0	0	0	0	33
03:00 AM	0	22	5	0	4	0	0	0	0	0	0	0	0	0	31
04:00 AM	0	15	6	0	1	0	1	0	0	0	0	0	0	0	23
05:00 AM	0	29	5	1	3	0	0	0	0	0	0	0	0	2	40
06:00 AM	0	61	17	3	7	0	0	0	1	0	0	0	0	6	95
07:00 AM	1	147	20	3	9	0	0	1	2	0	0	0	0	17	200
08:00 AM	0	172	30	5	13	1	0	0	1	0	0	0	0	21	243
09:00 AM	0	147	38	7	17	3	1	1	0	0	0	0	0	19	233
10:00 AM	0	145	35	7	9	3	1	2	2	0	0	0	0	17	221
11:00 AM	2	186	37	7	14	1	0	1	2	0	0	0	0	20	270
12:00 PM	0	198	47	6	15	3	0	2	0	0	0	0	0	42	313
01:00 PM	1	216	36	8	27	1	1	4	0	0	1	0	0	28	323
02:00 PM	1	180	46	7	18	0	1	2	1	0	0	0	1	37	294
03:00 PM	1	170	46	7	21	2	0	3	0	0	1	0	0	48	299
04:00 PM	2	208	48	9	16	1	0	3	0	0	0	0	0	50	337
05:00 PM	3	212	36	7	7	0	0	6	1	1	1	0	1	49	324
06:00 PM	2	150	35	7	8	0	0	1	0	0	0	0	0	36	239
07:00 PM	0	208	30	6	7	0	0	0	0	0	0	0	0	15	266
08:00 PM	0	159	24	6	7	1	0	0	0	0	0	0	0	3	200
09:00 PM	1	120	16	4	5	0	0	0	0	0	0	0	0	2	148
10:00 PM	0	93	9	3	5	0	0	0	2	1	1	0	0	3	117
11:00 PM	0	72	18	4	3	0	0	0	1	0	0	0	0	3	101
Day Total	14	2993	601	112	217	16	5	27	14	2	4	0	2	420	4427
Percent	0.3%	67.6%	13.6%	2.5%	4.9%	0.4%	0.1%	0.6%	0.3%	0%	0.1%	0%	0%	9.5%	
ADT 4427															
AM Peak Volume	11:00 AM 2	11:00 AM 186	9:00 AM 38	9:00 AM 7	9:00 AM 17	9:00 AM 3	4:00 AM 1	10:00 AM 2	7:00 AM 2	12:00 AM 0	12:00 AM 0	12:00 AM 0	12:00 AM 0	8:00 AM 21	11:00 AM 270
PM Peak Volume	5:00 PM 3	1:00 PM 216	4:00 PM 48	4:00 PM 9	1:00 PM 27	12:00 PM 3	1:00 PM 1	5:00 PM 6	10:00 PM 2	5:00 PM 1	1:00 PM 1	12:00 PM 0	2:00 PM 1	4:00 PM 50	4:00 PM 337

Comments: 45.357024, -122.609650

Report generated on 10/25/2023 9:05 AM

SOURCE: Quality Counts, LLC (<http://www.qualitycounts.net>)

LOCATION: 1115 - Main St btwn Hwy 99E and 6th St

QC JOB #: 16297329

SPECIFIC LOCATION:

DIRECTION: NB, SB

CITY/STATE: Oregon City, OR

DATE: Oct 17 2023

Start Time	Bikes	Cars & Trailers	2 Axle Long	Buses	2 Axle 6 Tire	3 Axle Single	4 Axle Single	<5 Axl Double	5 Axle Double	>6 Axl Double	<6 Axl Multi	6 Axle Multi	>6 Axl Multi	Not Classed	Total
Grand Total	14	2993	601	112	217	16	5	27	14	2	4	0	2	420	4427
Percent	0.3%	67.6%	13.6%	2.5%	4.9%	0.4%	0.1%	0.6%	0.3%	0%	0.1%	0%	0%	9.5%	
ADT 4427															

Comments: 45.357024, -122.609650

Report generated on 10/25/2023 9:05 AM

SOURCE: Quality Counts, LLC (<http://www.qualitycounts.net>)

TRUE DATA TO IMPROVE MOBILITY

Type of report: Tube Count - Vehicle Classification Data

LOCATION: 1115 - Main St btwn Hwy 99E and 6th St


SPECIFIC LOCATION:

CITY/STATE: Oregon City, OR

QC JOB #: 16297329

DIRECTION: SB

DATE: Oct 17 2023

Start Time	Bikes	Cars & Trailers	2 Axle Long	Buses	2 Axle 6 Tire	3 Axle Single	4 Axle Single	<5 Axl Double	5 Axle Double	>6 Axl Double	<6 Axl Multi	6 Axle Multi	>6 Axl Multi	Not Classed	Total
12:00 AM	0	5	0	1	0	0	0	0	0	0	0	0	0	0	6
01:00 AM	0	3	0	0	0	0	0	0	0	0	0	0	0	0	3
02:00 AM	0	2	0	0	0	0	0	0	0	0	0	0	0	0	2
03:00 AM	0	3	0	0	0	0	0	0	0	0	0	0	0	0	3
04:00 AM	0	3	1	0	0	0	0	0	0	0	0	0	0	0	4
05:00 AM	0	5	1	1	0	0	0	0	0	0	0	0	0	0	7
06:00 AM	0	12	2	2	2	0	0	0	0	0	0	0	0	2	20
07:00 AM	0	27	7	1	3	0	0	0	0	0	0	0	0	5	43
08:00 AM	0	28	5	3	4	0	0	0	0	0	0	0	0	5	45
09:00 AM	0	22	5	3	3	0	1	1	0	0	0	0	0	5	40
10:00 AM	0	23	7	3	2	1	1	1	0	0	0	0	0	5	43
11:00 AM	1	26	6	3	2	0	0	0	0	0	0	0	0	4	42
12:00 PM	0	37	6	2	4	1	0	0	0	0	0	0	0	12	62
01:00 PM	0	30	5	3	4	0	1	1	0	0	0	0	0	10	54
02:00 PM	0	41	9	4	1	0	1	0	0	0	0	0	0	14	70
03:00 PM	0	33	7	3	4	0	0	0	0	0	0	0	0	16	63
04:00 PM	0	24	12	3	1	0	0	0	0	0	0	0	0	18	58
05:00 PM	0	32	10	4	0	0	0	0	0	0	0	0	0	13	59
06:00 PM	0	25	5	3	3	0	0	0	0	0	0	0	0	6	42
07:00 PM	0	20	4	2	1	0	0	0	0	0	0	0	0	2	29
08:00 PM	0	16	4	2	2	0	0	0	0	0	0	0	0	2	26
09:00 PM	0	9	3	2	0	0	0	0	0	0	0	0	0	1	15
10:00 PM	0	8	1	1	1	0	0	0	0	0	0	0	0	1	12
11:00 PM	0	8	0	2	0	0	0	0	0	0	0	0	0	0	10
Day Total	1	442	100	48	37	2	4	3	0	0	0	0	0	121	758
Percent	0.1%	58.3%	13.2%	6.3%	4.9%	0.3%	0.5%	0.4%	0%	0%	0%	0%	0%	16%	
ADT 758															
AM Peak Volume	11:00 AM 1	8:00 AM 28	7:00 AM 7	8:00 AM 3	8:00 AM 4	10:00 AM 1	9:00 AM 1	9:00 AM 1	12:00 AM 0	12:00 AM 0	12:00 AM 0	12:00 AM 0	12:00 AM 0	7:00 AM 5	8:00 AM 45
PM Peak Volume	12:00 PM 0	2:00 PM 41	4:00 PM 12	2:00 PM 4	12:00 PM 4	12:00 PM 1	1:00 PM 1	1:00 PM 1	12:00 PM 0	12:00 PM 0	12:00 PM 0	12:00 PM 0	12:00 PM 0	4:00 PM 18	2:00 PM 70

Comments: 45.357024, -122.609650

Report generated on 10/25/2023 9:05 AM

SOURCE: Quality Counts, LLC (<http://www.qualitycounts.net>)

LOCATION: 1115 - Main St btwn Hwy 99E and 6th St**QC JOB #:** 16297329**SPECIFIC LOCATION:****DIRECTION:** SB**CITY/STATE:** Oregon City, OR**DATE:** Oct 17 2023

Start Time	Bikes	Cars & Trailers	2 Axle Long	Buses	2 Axle 6 Tire	3 Axle Single	4 Axle Single	<5 Axl Double	5 Axle Double	>6 Axl Double	<6 Axl Multi	6 Axle Multi	>6 Axl Multi	Not Classed	Total
Grand Total	1	442	100	48	37	2	4	3	0	0	0	0	0	121	758
Percent	0.1%	58.3%	13.2%	6.3%	4.9%	0.3%	0.5%	0.4%	0%	0%	0%	0%	0%	16%	
ADT 758															

Comments: 45.357024, -122.609650

LOCATION: 1116 - Main St btwn 6th St and 7th St

QC JOB #: 16297330

SPECIFIC LOCATION:

DIRECTION: EB

CITY/STATE: Oregon City, OR

DATE: Oct 17 2023

Start Time	Bikes	Cars & Trailers	2 Axle Long	Buses	2 Axle 6 Tire	3 Axle Single	4 Axle Single	<5 Axl Double	5 Axle Double	>6 Axl Double	<6 Axl Multi	6 Axle Multi	>6 Axl Multi	Not Classed	Total
12:00 AM	0	7	0	0	0	0	0	0	0	0	0	0	0	2	9
01:00 AM	0	4	0	0	0	0	0	0	0	0	0	0	0	0	4
02:00 AM	0	2	0	0	0	0	0	0	0	0	0	0	0	0	2
03:00 AM	0	3	1	0	0	0	0	0	0	0	0	0	0	0	4
04:00 AM	0	2	1	0	0	0	0	0	0	0	0	0	0	1	4
05:00 AM	0	5	1	1	0	0	0	0	0	0	0	0	0	0	7
06:00 AM	0	12	2	1	2	0	0	0	0	0	0	0	0	5	22
07:00 AM	1	27	6	2	3	0	0	0	0	0	0	0	0	4	43
08:00 AM	0	30	6	2	4	0	0	0	0	0	0	0	0	5	47
09:00 AM	0	25	6	3	3	2	0	0	0	0	0	0	0	4	43
10:00 AM	2	28	7	3	5	0	0	1	0	0	0	0	0	12	58
11:00 AM	0	32	6	2	3	2	0	0	0	0	0	0	0	9	54
12:00 PM	1	45	8	3	6	0	0	0	0	0	0	0	0	10	73
01:00 PM	0	38	8	0	4	1	0	1	0	0	0	0	0	16	68
02:00 PM	1	42	10	1	5	1	0	0	0	0	0	0	0	25	85
03:00 PM	1	39	10	1	2	0	0	0	0	0	0	0	0	30	83
04:00 PM	2	22	4	2	1	0	0	0	0	0	0	0	0	29	60
05:00 PM	1	18	5	2	5	0	0	0	0	0	0	0	0	16	47
06:00 PM	0	29	5	1	4	0	0	0	0	0	0	0	0	13	52
07:00 PM	0	30	3	1	2	0	0	0	0	0	0	0	0	9	45
08:00 PM	0	25	3	1	3	0	0	0	0	0	0	0	0	1	33
09:00 PM	0	19	3	2	0	0	0	0	0	0	0	0	0	3	27
10:00 PM	0	10	2	1	1	0	0	0	0	0	0	0	0	0	14
11:00 PM	0	8	1	2	0	0	0	0	0	0	0	0	0	0	11
Day Total	9	502	98	31	53	6	0	2	0	0	0	0	0	194	895
Percent	1%	56.1%	10.9%	3.5%	5.9%	0.7%	0%	0.2%	0%	0%	0%	0%	0%	21.7%	
ADT 895															895
AM Peak Volume	10:00 AM 2	11:00 AM 32	10:00 AM 7	9:00 AM 3	10:00 AM 5	9:00 AM 2	12:00 AM 0	10:00 AM 1	12:00 AM 0	12:00 AM 0	12:00 AM 0	12:00 AM 0	12:00 AM 0	10:00 AM 12	10:00 AM 58
PM Peak Volume	4:00 PM 2	12:00 PM 45	2:00 PM 10	12:00 PM 3	12:00 PM 6	1:00 PM 1	12:00 PM 0	1:00 PM 1	12:00 PM 0	12:00 PM 0	12:00 PM 0	12:00 PM 0	12:00 PM 0	3:00 PM 30	2:00 PM 85

Comments: 45.357606, -122.608870

LOCATION: 1116 - Main St btwn 6th St and 7th St

QC JOB #: 16297330

SPECIFIC LOCATION:

DIRECTION: EB

CITY/STATE: Oregon City, OR

DATE: Oct 17 2023

Start Time	Bikes	Cars & Trailers	2 Axle Long	Buses	2 Axle 6 Tire	3 Axle Single	4 Axle Single	<5 Axl Double	5 Axle Double	>6 Axl Double	<6 Axl Multi	6 Axle Multi	>6 Axl Multi	Not Classed	Total
Grand Total	9	502	98	31	53	6	0	2	0	0	0	0	0	194	895
Percent	1%	56.1%	10.9%	3.5%	5.9%	0.7%	0%	0.2%	0%	0%	0%	0%	0%	21.7%	
ADT 895															
	Comments: 45.357606, -122.608870														

Report generated on 10/25/2023 9:05 AM

SOURCE: Quality Counts, LLC (<http://www.qualitycounts.net>)

TRUE DATA TO IMPROVE MOBILITY

LOCATION: 1116 - Main St btwn 6th St and 7th St

SPECIFIC LOCATION:

CITY/STATE: Oregon City, OR

QC JOB #: 16297330

DIRECTION: EB, WB

DATE: Oct 17 2023

Start Time	Bikes	Cars & Trailers	2 Axle Long	Buses	2 Axle 6 Tire	3 Axle Single	4 Axle Single	<5 Axl Double	5 Axle Double	>6 Axl Double	<6 Axl Multi	6 Axle Multi	>6 Axl Multi	Not Classed	Total
12:00 AM	0	29	8	2	2	0	0	0	0	0	0	0	0	2	43
01:00 AM	1	32	5	1	2	0	0	0	1	0	0	0	0	0	42
02:00 AM	0	20	10	1	3	0	0	1	0	0	0	0	0	0	35
03:00 AM	0	20	7	0	5	0	0	0	0	0	0	0	0	0	32
04:00 AM	0	14	7	0	1	0	0	1	0	0	0	0	0	1	24
05:00 AM	0	31	8	1	3	0	0	0	0	0	0	0	0	1	44
06:00 AM	0	69	26	2	13	0	0	1	1	0	0	0	0	6	118
07:00 AM	1	179	33	5	14	3	0	3	0	0	0	0	0	6	244
08:00 AM	1	231	55	4	35	0	0	1	0	0	0	0	0	10	337
09:00 AM	1	168	50	7	32	4	0	1	1	0	0	0	0	11	275
10:00 AM	4	182	51	10	22	3	0	2	1	0	0	0	0	19	294
11:00 AM	1	247	46	6	21	3	0	2	2	0	0	0	0	15	343
12:00 PM	3	307	65	7	24	2	0	1	0	0	0	0	0	15	424
01:00 PM	3	274	52	4	30	4	0	4	0	1	0	0	0	31	403
02:00 PM	3	306	88	5	30	1	0	4	1	2	1	0	0	42	483
03:00 PM	2	245	56	4	23	2	0	4	0	0	0	0	1	64	401
04:00 PM	3	263	59	6	24	1	0	6	0	0	1	0	0	58	421
05:00 PM	1	200	41	7	16	0	0	8	0	0	0	0	2	64	339
06:00 PM	1	192	43	8	22	0	0	6	0	0	2	0	0	47	321
07:00 PM	0	230	40	5	15	0	0	1	0	0	0	0	0	10	301
08:00 PM	0	176	30	5	8	0	0	1	0	0	0	0	0	3	223
09:00 PM	0	133	16	4	8	0	0	0	0	0	0	0	0	6	167
10:00 PM	0	99	15	5	5	0	0	0	2	0	0	0	0	1	127
11:00 PM	1	76	22	4	3	1	0	0	0	0	0	0	0	1	108
Day Total	26	3723	833	103	361	24	0	47	9	3	4	0	3	413	5549
Percent	0.5%	67.1%	15%	1.9%	6.5%	0.4%	0%	0.8%	0.2%	0.1%	0.1%	0%	0.1%	7.4%	
ADT 5549															
AM Peak Volume	10:00 AM 4	11:00 AM 247	8:00 AM 55	10:00 AM 10	8:00 AM 35	9:00 AM 4	12:00 AM 0	7:00 AM 3	11:00 AM 2	12:00 AM 0	12:00 AM 0	12:00 AM 0	12:00 AM 0	10:00 AM 19	11:00 AM 343
PM Peak Volume	12:00 PM 3	12:00 PM 307	2:00 PM 88	6:00 PM 8	1:00 PM 30	1:00 PM 4	12:00 PM 0	5:00 PM 8	10:00 PM 2	2:00 PM 2	6:00 PM 2	12:00 PM 0	5:00 PM 2	3:00 PM 64	2:00 PM 483

Comments: 45.357606, -122.608870

LOCATION: 1116 - Main St btwn 6th St and 7th St**QC JOB #:** 16297330**SPECIFIC LOCATION:****DIRECTION:** EB, WB**CITY/STATE:** Oregon City, OR**DATE:** Oct 17 2023

Start Time	Bikes	Cars & Trailers	2 Axle Long	Buses	2 Axle 6 Tire	3 Axle Single	4 Axle Single	<5 Axl Double	5 Axle Double	>6 Axl Double	<6 Axl Multi	6 Axle Multi	>6 Axl Multi	Not Classed	Total
Grand Total	26	3723	833	103	361	24	0	47	9	3	4	0	3	413	5549
Percent	0.5%	67.1%	15%	1.9%	6.5%	0.4%	0%	0.8%	0.2%	0.1%	0.1%	0%	0.1%	7.4%	
ADT 5549															

Comments: 45.357606, -122.608870

LOCATION: 1116 - Main St btwn 6th St and 7th St

QC JOB #: 16297330

SPECIFIC LOCATION:

DIRECTION: WB

CITY/STATE: Oregon City, OR

DATE: Oct 17 2023

Start Time	Bikes	Cars & Trailers	2 Axle Long	Buses	2 Axle 6 Tire	3 Axle Single	4 Axle Single	<5 Axl Double	5 Axle Double	>6 Axl Double	<6 Axl Multi	6 Axle Multi	>6 Axl Multi	Not Classed	Total
12:00 AM	0	22	8	2	2	0	0	0	0	0	0	0	0	0	34
01:00 AM	1	28	5	1	2	0	0	0	1	0	0	0	0	0	38
02:00 AM	0	18	10	1	3	0	0	1	0	0	0	0	0	0	33
03:00 AM	0	17	6	0	5	0	0	0	0	0	0	0	0	0	28
04:00 AM	0	12	6	0	1	0	0	1	0	0	0	0	0	0	20
05:00 AM	0	26	7	0	3	0	0	0	0	0	0	0	0	1	37
06:00 AM	0	57	24	1	11	0	0	1	1	0	0	0	0	1	96
07:00 AM	0	152	27	3	11	3	0	3	0	0	0	0	0	2	201
08:00 AM	1	201	49	2	31	0	0	1	0	0	0	0	0	5	290
09:00 AM	1	143	44	4	29	2	0	1	1	0	0	0	0	7	232
10:00 AM	2	154	44	7	17	3	0	1	1	0	0	0	0	7	236
11:00 AM	1	215	40	4	18	1	0	2	2	0	0	0	0	6	289
12:00 PM	2	262	57	4	18	2	0	1	0	0	0	0	0	5	351
01:00 PM	3	236	44	4	26	3	0	3	0	1	0	0	0	15	335
02:00 PM	2	264	78	4	25	0	0	4	1	2	1	0	0	17	398
03:00 PM	1	206	46	3	21	2	0	4	0	0	0	0	1	34	318
04:00 PM	1	241	55	4	23	1	0	6	0	0	1	0	0	29	361
05:00 PM	0	182	36	5	11	0	0	8	0	0	0	0	2	48	292
06:00 PM	1	163	38	7	18	0	0	6	0	0	2	0	0	34	269
07:00 PM	0	200	37	4	13	0	0	1	0	0	0	0	0	1	256
08:00 PM	0	151	27	4	5	0	0	1	0	0	0	0	0	2	190
09:00 PM	0	114	13	2	8	0	0	0	0	0	0	0	0	3	140
10:00 PM	0	89	13	4	4	0	0	0	2	0	0	0	0	1	113
11:00 PM	1	68	21	2	3	1	0	0	0	0	0	0	0	1	97
Day Total	17	3221	735	72	308	18	0	45	9	3	4	0	3	219	4654
Percent	0.4%	69.2%	15.8%	1.5%	6.6%	0.4%	0%	1%	0.2%	0.1%	0.1%	0%	0.1%	4.7%	
ADT 4654															
AM Peak Volume	10:00 AM 2	11:00 AM 215	8:00 AM 49	10:00 AM 7	8:00 AM 31	7:00 AM 3	12:00 AM 0	7:00 AM 3	11:00 AM 2	12:00 AM 0	12:00 AM 0	12:00 AM 0	12:00 AM 0	9:00 AM 7	8:00 AM 290
PM Peak Volume	1:00 PM 3	2:00 PM 264	2:00 PM 78	6:00 PM 7	1:00 PM 26	1:00 PM 3	12:00 PM 0	5:00 PM 8	10:00 PM 2	2:00 PM 2	6:00 PM 2	12:00 PM 0	5:00 PM 2	5:00 PM 48	2:00 PM 398

Comments: 45.357606, -122.608870

LOCATION: 1116 - Main St btwn 6th St and 7th St**QC JOB #:** 16297330**SPECIFIC LOCATION:****DIRECTION:** WB**CITY/STATE:** Oregon City, OR**DATE:** Oct 17 2023

Start Time	Bikes	Cars & Trailers	2 Axle Long	Buses	2 Axle 6 Tire	3 Axle Single	4 Axle Single	<5 Axl Double	5 Axle Double	>6 Axl Double	<6 Axl Multi	6 Axle Multi	>6 Axl Multi	Not Classed	Total
Grand Total	17	3221	735	72	308	18	0	45	9	3	4	0	3	219	4654
Percent	0.4%	69.2%	15.8%	1.5%	6.6%	0.4%	0%	1%	0.2%	0.1%	0.1%	0%	0.1%	4.7%	
ADT 4654															

Comments: 45.357606, -122.608870

LOCATION: 1117 - Main St btwn 8th St and 9th St

QC JOB #: 16297331

SPECIFIC LOCATION:

DIRECTION: EB

CITY/STATE: Oregon City, OR

DATE: Oct 17 2023

Start Time	Bikes	Cars & Trailers	2 Axle Long	Buses	2 Axle 6 Tire	3 Axle Single	4 Axle Single	<5 Axl Double	5 Axle Double	>6 Axl Double	<6 Axl Multi	6 Axle Multi	>6 Axl Multi	Not Classed	Total
12:00 AM	0	4	1	1	0	0	0	0	0	0	0	0	0	1	7
01:00 AM	0	1	0	0	0	0	0	0	0	0	0	0	0	0	1
02:00 AM	0	0	0	0	3	0	0	0	0	0	0	0	0	0	3
03:00 AM	0	1	3	0	0	0	0	0	1	0	0	0	0	1	6
04:00 AM	0	2	1	0	0	0	0	0	0	0	0	0	0	0	3
05:00 AM	0	5	0	1	1	0	0	0	0	0	0	0	0	0	7
06:00 AM	0	7	4	2	1	0	0	1	0	0	0	0	0	0	15
07:00 AM	1	10	3	1	4	0	0	0	0	0	0	0	0	4	23
08:00 AM	1	13	7	4	3	0	0	0	0	0	0	0	0	3	31
09:00 AM	0	11	6	2	2	1	0	0	0	0	0	0	0	3	25
10:00 AM	1	25	7	3	4	0	0	1	0	0	0	0	0	7	48
11:00 AM	2	36	6	1	4	0	0	0	0	0	0	0	0	10	59
12:00 PM	1	37	7	4	4	0	0	0	0	0	0	0	0	15	68
01:00 PM	2	22	2	3	9	0	0	1	0	0	0	0	0	19	58
02:00 PM	2	37	8	4	7	0	0	1	0	0	0	0	0	36	95
03:00 PM	0	22	12	3	2	0	0	0	0	0	0	0	0	42	81
04:00 PM	2	12	2	6	2	0	0	0	0	0	0	0	0	25	49
05:00 PM	3	15	6	7	4	0	0	0	0	0	0	0	0	26	61
06:00 PM	0	34	8	3	2	0	0	1	0	0	0	0	0	16	64
07:00 PM	0	41	6	2	6	0	0	0	0	0	0	0	0	2	57
08:00 PM	1	17	6	2	2	0	0	0	0	0	0	0	0	5	33
09:00 PM	0	18	4	1	1	0	0	0	0	0	0	0	0	2	26
10:00 PM	0	6	1	2	3	0	0	0	0	0	0	0	0	3	15
11:00 PM	0	6	2	2	1	0	0	0	0	0	0	0	0	0	11
Day Total	16	382	102	54	65	1	0	5	1	0	0	0	0	220	846
Percent	1.9%	45.2%	12.1%	6.4%	7.7%	0.1%	0%	0.6%	0.1%	0%	0%	0%	0%	26%	
ADT 846															
AM Peak Volume	11:00 AM 2	11:00 AM 36	8:00 AM 7	8:00 AM 4	7:00 AM 4	9:00 AM 1	12:00 AM 0	6:00 AM 1	3:00 AM 1	12:00 AM 0	12:00 AM 0	12:00 AM 0	12:00 AM 0	11:00 AM 10	11:00 AM 59
PM Peak Volume	5:00 PM 3	7:00 PM 41	3:00 PM 12	5:00 PM 7	1:00 PM 9	12:00 PM 0	12:00 PM 0	1:00 PM 1	12:00 PM 0	12:00 PM 0	12:00 PM 0	12:00 PM 0	12:00 PM 0	3:00 PM 42	2:00 PM 95

Comments: 45.358598, -122.606863

LOCATION: 1117 - Main St btwn 8th St and 9th St


QC JOB #: 16297331

SPECIFIC LOCATION:

DIRECTION: EB

CITY/STATE: Oregon City, OR

DATE: Oct 17 2023

Start Time	Bikes	Cars & Trailers	2 Axle Long	Buses	2 Axle 6 Tire	3 Axle Single	4 Axle Single	<5 Axl Double	5 Axle Double	>6 Axl Double	<6 Axl Multi	6 Axle Multi	>6 Axl Multi	Not Classed	Total
Grand Total	16	382	102	54	65	1	0	5	1	0	0	0	0	220	846
Percent	1.9%	45.2%	12.1%	6.4%	7.7%	0.1%	0%	0.6%	0.1%	0%	0%	0%	0%	26%	
ADT 846															
	Comments: 45.358598, -122.606863														

Report generated on 10/25/2023 9:05 AM

SOURCE: Quality Counts, LLC (<http://www.qualitycounts.net>)

TRUE DATA TO IMPROVE MOBILITY

LOCATION: 1117 - Main St btwn 8th St and 9th St

SPECIFIC LOCATION:

CITY/STATE: Oregon City, OR

QC JOB #: 16297331

DIRECTION: EB, WB

DATE: Oct 17 2023

Start Time	Bikes	Cars & Trailers	2 Axle Long	Buses	2 Axle 6 Tire	3 Axle Single	4 Axle Single	<5 Axl Double	5 Axle Double	>6 Axl Double	<6 Axl Multi	6 Axle Multi	>6 Axl Multi	Not Classed	Total
12:00 AM	0	7	3	3	0	0	0	0	0	0	0	0	0	8	21
01:00 AM	0	2	0	1	0	0	0	0	0	0	0	0	0	4	7
02:00 AM	0	3	1	0	3	0	0	0	0	0	0	0	0	1	8
03:00 AM	0	5	6	0	0	0	0	0	1	0	0	0	0	1	13
04:00 AM	0	22	2	1	0	0	0	0	0	0	0	0	0	0	25
05:00 AM	0	61	11	1	8	0	0	0	0	0	0	0	0	0	81
06:00 AM	0	126	45	3	13	0	0	1	0	0	0	0	0	1	189
07:00 AM	1	332	65	3	37	1	0	0	0	0	0	0	0	10	449
08:00 AM	1	258	83	6	34	0	0	1	0	0	0	0	0	7	390
09:00 AM	2	198	53	5	25	1	0	2	0	0	0	0	0	10	296
10:00 AM	4	178	46	7	21	1	0	2	1	0	0	0	0	24	284
11:00 AM	4	211	50	3	27	0	0	0	0	0	0	0	0	58	353
12:00 PM	3	244	47	8	39	0	0	0	0	0	0	0	0	44	385
01:00 PM	4	191	38	6	36	0	0	1	0	0	0	0	0	85	361
02:00 PM	4	200	46	8	22	0	0	2	0	0	0	0	0	102	384
03:00 PM	3	154	55	6	18	0	0	1	0	0	0	0	0	215	452
04:00 PM	7	75	18	7	10	1	0	0	0	0	0	0	0	228	346
05:00 PM	4	150	38	8	10	0	0	0	0	0	0	0	0	148	358
06:00 PM	0	196	49	7	9	1	0	2	0	0	0	0	0	57	321
07:00 PM	0	160	25	5	11	0	0	0	0	0	0	0	0	11	212
08:00 PM	1	109	25	7	5	0	0	0	0	0	0	0	0	22	169
09:00 PM	0	66	9	3	5	0	0	0	0	0	0	0	0	8	91
10:00 PM	0	28	4	3	6	0	0	0	0	0	0	0	0	14	55
11:00 PM	0	24	6	3	2	0	0	0	0	0	0	0	0	2	37
Day Total	38	3000	725	104	341	5	0	12	2	0	0	0	0	1060	5287
Percent	0.7%	56.7%	13.7%	2%	6.4%	0.1%	0%	0.2%	0%	0%	0%	0%	0%	20%	
ADT 5287															
AM Peak Volume	10:00 AM 4	7:00 AM 332	8:00 AM 83	10:00 AM 7	7:00 AM 37	7:00 AM 1	12:00 AM 0	9:00 AM 2	3:00 AM 1	12:00 AM 0	12:00 AM 0	12:00 AM 0	12:00 AM 0	11:00 AM 58	7:00 AM 449
PM Peak Volume	4:00 PM 7	12:00 PM 244	3:00 PM 55	12:00 PM 8	12:00 PM 39	4:00 PM 1	12:00 PM 0	2:00 PM 2	12:00 PM 0	12:00 PM 0	12:00 PM 0	12:00 PM 0	12:00 PM 0	4:00 PM 228	3:00 PM 452
Comments: 45.358598, -122.606863															

Comments: 45.358598, -122.606863

LOCATION: 1117 - Main St btwn 8th St and 9th St SPECIFIC LOCATION: CITY/STATE: Oregon City, OR														QC JOB #: 16297331 DIRECTION: EB, WB DATE: Oct 17 2023	
Start Time	Bikes	Cars & Trailers	2 Axle Long	Buses	2 Axle 6 Tire	3 Axle Single	4 Axle Single	<5 Axl Double	5 Axle Double	>6 Axl Double	<6 Axl Multi	6 Axle Multi	>6 Axl Multi	Not Classed	Total
Grand Total	38	3000	725	104	341	5	0	12	2	0	0	0	0	1060	5287
Percent	0.7%	56.7%	13.7%	2%	6.4%	0.1%	0%	0.2%	0%	0%	0%	0%	0%	20%	
ADT 5287															
Comments: 45.358598, -122.606863															

Report generated on 10/25/2023 9:05 AM

SOURCE: Quality Counts, LLC (<http://www.qualitycounts.net>)

TRUE DATA TO IMPROVE MOBILITY

LOCATION: 1117 - Main St btwn 8th St and 9th St

QC JOB #: 16297331

SPECIFIC LOCATION:

DIRECTION: WB

CITY/STATE: Oregon City, OR

DATE: Oct 17 2023

Start Time	Bikes	Cars & Trailers	2 Axle Long	Buses	2 Axle 6 Tire	3 Axle Single	4 Axle Single	<5 Axl Double	5 Axle Double	>6 Axl Double	<6 Axl Multi	6 Axle Multi	>6 Axl Multi	Not Classed	Total
12:00 AM	0	3	2	2	0	0	0	0	0	0	0	0	0	7	14
01:00 AM	0	1	0	1	0	0	0	0	0	0	0	0	0	4	6
02:00 AM	0	3	1	0	0	0	0	0	0	0	0	0	0	1	5
03:00 AM	0	4	3	0	0	0	0	0	0	0	0	0	0	0	7
04:00 AM	0	20	1	1	0	0	0	0	0	0	0	0	0	0	22
05:00 AM	0	56	11	0	7	0	0	0	0	0	0	0	0	0	74
06:00 AM	0	119	41	1	12	0	0	0	0	0	0	0	0	1	174
07:00 AM	0	322	62	2	33	1	0	0	0	0	0	0	0	6	426
08:00 AM	0	245	76	2	31	0	0	1	0	0	0	0	0	4	359
09:00 AM	2	187	47	3	23	0	0	2	0	0	0	0	0	7	271
10:00 AM	3	153	39	4	17	1	0	1	1	0	0	0	0	17	236
11:00 AM	2	175	44	2	23	0	0	0	0	0	0	0	0	48	294
12:00 PM	2	207	40	4	35	0	0	0	0	0	0	0	0	29	317
01:00 PM	2	169	36	3	27	0	0	0	0	0	0	0	0	66	303
02:00 PM	2	163	38	4	15	0	0	1	0	0	0	0	0	66	289
03:00 PM	3	132	43	3	16	0	0	1	0	0	0	0	0	173	371
04:00 PM	5	63	16	1	8	1	0	0	0	0	0	0	0	203	297
05:00 PM	1	135	32	1	6	0	0	0	0	0	0	0	0	122	297
06:00 PM	0	162	41	4	7	1	0	1	0	0	0	0	0	41	257
07:00 PM	0	119	19	3	5	0	0	0	0	0	0	0	0	9	155
08:00 PM	0	92	19	5	3	0	0	0	0	0	0	0	0	17	136
09:00 PM	0	48	5	2	4	0	0	0	0	0	0	0	0	6	65
10:00 PM	0	22	3	1	3	0	0	0	0	0	0	0	0	11	40
11:00 PM	0	18	4	1	1	0	0	0	0	0	0	0	0	2	26
Day Total	22	2618	623	50	276	4	0	7	1	0	0	0	0	840	4441
Percent	0.5%	59%	14%	1.1%	6.2%	0.1%	0%	0.2%	0%	0%	0%	0%	0%	18.9%	
ADT 4441															
AM Peak Volume	10:00 AM 3	7:00 AM 322	8:00 AM 76	10:00 AM 4	7:00 AM 33	7:00 AM 1	12:00 AM 0	9:00 AM 2	10:00 AM 1	12:00 AM 0	12:00 AM 0	12:00 AM 0	12:00 AM 0	11:00 AM 48	7:00 AM 426
PM Peak Volume	4:00 PM 5	12:00 PM 207	3:00 PM 43	8:00 PM 5	12:00 PM 35	4:00 PM 1	12:00 PM 0	2:00 PM 1	12:00 PM 0	12:00 PM 0	12:00 PM 0	12:00 PM 0	12:00 PM 0	4:00 PM 203	3:00 PM 371

Comments: 45.358598, -122.606863

LOCATION: 1117 - Main St btwn 8th St and 9th St

QC JOB #: 16297331

SPECIFIC LOCATION:

DIRECTION: WB

CITY/STATE: Oregon City, OR

DATE: Oct 17 2023

Start Time	Bikes	Cars & Trailers	2 Axle Long	Buses	2 Axle 6 Tire	3 Axle Single	4 Axle Single	<5 Axl Double	5 Axle Double	>6 Axl Double	<6 Axl Multi	6 Axle Multi	>6 Axl Multi	Not Classed	Total
Grand Total	22	2618	623	50	276	4	0	7	1	0	0	0	0	840	4441
Percent	0.5%	59%	14%	1.1%	6.2%	0.1%	0%	0.2%	0%	0%	0%	0%	0%	18.9%	
ADT 4441															

Comments: 45.358598, -122.606863

Type of report: Tube Count - Vehicle Classification Data

LOCATION: 1118 - Main St btwn 9th St and 10th St

SPECIFIC LOCATION:

CITY/STATE: Oregon City, OR

QC JOB #: 16297332

DIRECTION: EB

DATE: Oct 17 2023

Start Time	Bikes	Cars & Trailers	2 Axle Long	Buses	2 Axle 6 Tire	3 Axle Single	4 Axle Single	<5 Axl Double	5 Axle Double	>6 Axl Double	<6 Axl Multi	6 Axle Multi	>6 Axl Multi	Not Classed	Total
12:00 AM	0	23	6	1	2	0	0	0	0	0	0	0	0	0	32
01:00 AM	0	6	2	0	0	0	0	0	0	0	0	0	0	0	8
02:00 AM	0	4	2	0	3	0	0	0	0	0	0	0	0	0	9
03:00 AM	1	8	3	0	1	0	0	0	1	0	0	0	0	0	14
04:00 AM	0	8	2	0	1	0	0	0	0	0	0	0	0	0	11
05:00 AM	0	28	7	1	3	0	0	0	0	0	0	0	0	3	42
06:00 AM	0	58	15	2	6	0	0	1	0	0	0	0	0	8	90
07:00 AM	0	120	29	2	10	0	0	0	0	0	0	0	0	23	184
08:00 AM	0	153	37	3	21	0	0	1	0	0	0	0	0	15	230
09:00 AM	2	115	34	2	13	1	0	3	0	0	0	0	0	15	185
10:00 AM	1	125	32	4	12	0	0	1	0	0	0	0	0	13	188
11:00 AM	3	164	30	3	20	1	0	2	0	0	0	0	0	19	242
12:00 PM	4	174	39	4	18	0	0	0	0	0	0	0	0	27	266
01:00 PM	7	165	40	4	14	0	0	3	0	0	0	0	0	25	258
02:00 PM	6	89	27	2	9	0	2	5	0	0	0	0	0	75	215
03:00 PM	6	170	63	2	16	3	0	2	0	0	0	0	0	50	312
04:00 PM	3	246	47	4	21	3	0	2	0	0	0	0	0	42	368
05:00 PM	3	220	53	3	16	1	0	0	0	0	0	0	0	24	320
06:00 PM	5	227	49	4	25	1	0	3	0	0	0	0	0	21	335
07:00 PM	0	151	21	2	8	0	0	1	0	0	0	0	0	8	191
08:00 PM	1	90	21	2	8	0	0	0	0	0	0	0	0	5	127
09:00 PM	0	59	12	2	4	0	0	0	0	0	0	0	0	0	77
10:00 PM	0	51	13	1	8	0	0	0	0	0	0	0	0	2	75
11:00 PM	0	30	4	2	2	0	0	0	0	0	0	0	0	0	38
Day Total	42	2484	588	50	241	10	2	24	1	0	0	0	0	375	3817
Percent	1.1%	65.1%	15.4%	1.3%	6.3%	0.3%	0.1%	0.6%	0%	0%	0%	0%	0%	9.8%	
ADT 3817															
AM Peak Volume	11:00 AM 3	11:00 AM 164	8:00 AM 37	10:00 AM 4	8:00 AM 21	9:00 AM 1	12:00 AM 0	9:00 AM 3	3:00 AM 1	12:00 AM 0	12:00 AM 0	12:00 AM 0	12:00 AM 0	7:00 AM 23	11:00 AM 242
PM Peak Volume	1:00 PM 7	4:00 PM 246	3:00 PM 63	12:00 PM 4	6:00 PM 25	3:00 PM 3	2:00 PM 2	2:00 PM 5	12:00 PM 0	12:00 PM 0	12:00 PM 0	12:00 PM 0	12:00 PM 0	2:00 PM 75	4:00 PM 368
Comments: 45.359117, -122.605798															

Comments: 45.359117, -122.605798

Report generated on 10/25/2023 9:05 AM

SOURCE: Quality Counts, LLC (<http://www.qualitycounts.net>)

LOCATION: 1118 - Main St btwn 9th St and 10th St

QC JOB #: 16297332

SPECIFIC LOCATION:

DIRECTION: EB

CITY/STATE: Oregon City, OR

DATE: Oct 17 2023

Start Time	Bikes	Cars & Trailers	2 Axle Long	Buses	2 Axle 6 Tire	3 Axle Single	4 Axle Single	<5 Axl Double	5 Axle Double	>6 Axl Double	<6 Axl Multi	6 Axle Multi	>6 Axl Multi	Not Classed	Total
Grand Total	42	2484	588	50	241	10	2	24	1	0	0	0	0	375	3817
Percent	1.1%	65.1%	15.4%	1.3%	6.3%	0.3%	0.1%	0.6%	0%	0%	0%	0%	0%	9.8%	
ADT 3817															
	Comments: 45.359117, -122.605798														

Report generated on 10/25/2023 9:05 AM

SOURCE: Quality Counts, LLC (<http://www.qualitycounts.net>)

TRUE DATA TO IMPROVE MOBILITY

Type of report: Tube Count - Vehicle Classification Data

LOCATION: 1118 - Main St btwn 9th St and 10th St


SPECIFIC LOCATION:

CITY/STATE: Oregon City, OR

QC JOB #: 16297332

DIRECTION: EB, WB

DATE: Oct 17 2023

Start Time	Bikes	Cars & Trailers	2 Axle Long	Buses	2 Axle 6 Tire	3 Axle Single	4 Axle Single	<5 Axl Double	5 Axle Double	>6 Axl Double	<6 Axl Multi	6 Axle Multi	>6 Axl Multi	Not Classed	Total
12:00 AM	0	30	8	3	2	0	0	0	0	0	0	0	0	0	43
01:00 AM	0	8	2	1	1	0	0	0	0	0	0	0	0	0	12
02:00 AM	0	7	3	0	3	0	0	0	0	0	0	0	0	0	13
03:00 AM	1	12	7	0	1	0	0	0	1	0	0	0	0	0	22
04:00 AM	0	28	3	1	1	0	0	0	0	0	0	0	0	0	33
05:00 AM	0	84	19	1	8	0	0	0	0	0	0	0	0	4	116
06:00 AM	0	184	58	3	16	0	0	1	0	0	0	0	0	10	272
07:00 AM	0	413	75	4	31	0	0	0	0	0	0	0	0	43	566
08:00 AM	1	372	90	3	40	0	0	2	0	0	0	0	0	41	549
09:00 AM	3	280	67	4	31	3	0	3	0	0	0	0	0	27	418
10:00 AM	6	296	59	8	25	0	0	1	0	0	0	0	0	32	427
11:00 AM	6	353	67	5	31	1	0	3	0	0	0	0	0	41	507
12:00 PM	6	363	74	8	35	2	0	0	0	0	0	0	0	59	547
01:00 PM	7	331	84	8	33	1	0	3	0	0	0	0	0	49	516
02:00 PM	11	174	49	2	12	2	2	5	0	0	0	0	0	132	389
03:00 PM	8	308	100	3	26	6	0	3	0	0	0	0	0	102	556
04:00 PM	6	388	80	6	31	4	0	2	0	0	0	0	0	84	601
05:00 PM	8	407	83	6	23	1	0	0	0	0	0	0	0	54	582
06:00 PM	7	394	86	8	33	1	0	4	0	0	0	0	0	43	576
07:00 PM	0	265	41	5	13	0	0	1	0	0	0	0	0	12	337
08:00 PM	1	178	39	6	11	0	0	0	0	0	0	0	0	9	244
09:00 PM	0	106	17	5	7	0	0	0	0	0	0	0	0	2	137
10:00 PM	0	83	16	3	10	0	0	0	0	0	0	0	0	3	115
11:00 PM	1	47	7	3	3	0	0	0	0	0	0	0	0	1	62
Day Total	72	5111	1134	96	427	21	2	28	1	0	0	0	0	748	7640
Percent	0.9%	66.9%	14.8%	1.3%	5.6%	0.3%	0%	0.4%	0%	0%	0%	0%	0%	9.8%	
ADT 7640															
AM Peak Volume	10:00 AM 6	7:00 AM 413	8:00 AM 90	10:00 AM 8	8:00 AM 40	9:00 AM 3	12:00 AM 0	9:00 AM 3	3:00 AM 1	12:00 AM 0	12:00 AM 0	12:00 AM 0	12:00 AM 0	7:00 AM 43	7:00 AM 566
PM Peak Volume	2:00 PM 11	5:00 PM 407	3:00 PM 100	12:00 PM 8	12:00 PM 35	3:00 PM 6	2:00 PM 2	2:00 PM 5	12:00 PM 0	12:00 PM 0	12:00 PM 0	12:00 PM 0	12:00 PM 0	2:00 PM 132	4:00 PM 601

Comments: 45.359117, -122.605798

Report generated on 10/25/2023 9:05 AM

SOURCE: Quality Counts, LLC (<http://www.qualitycounts.net>)

LOCATION: 1118 - Main St btwn 9th St and 10th St

QC JOB #: 16297332

SPECIFIC LOCATION:

DIRECTION: EB, WB

CITY/STATE: Oregon City, OR

DATE: Oct 17 2023

Start Time	Bikes	Cars & Trailers	2 Axle Long	Buses	2 Axle 6 Tire	3 Axle Single	4 Axle Single	<5 Axl Double	5 Axle Double	>6 Axl Double	<6 Axl Multi	6 Axle Multi	>6 Axl Multi	Not Classed	Total
Grand Total	72	5111	1134	96	427	21	2	28	1	0	0	0	0	748	7640
Percent	0.9%	66.9%	14.8%	1.3%	5.6%	0.3%	0%	0.4%	0%	0%	0%	0%	0%	9.8%	
ADT 7640															

Comments: 45.359117, -122.605798

Type of report: Tube Count - Vehicle Classification Data

LOCATION: 1118 - Main St btwn 9th St and 10th St


SPECIFIC LOCATION:

CITY/STATE: Oregon City, OR

QC JOB #: 16297332

DIRECTION: WB

DATE: Oct 17 2023

Start Time	Bikes	Cars & Trailers	2 Axle Long	Buses	2 Axle 6 Tire	3 Axle Single	4 Axle Single	<5 Axl Double	5 Axle Double	>6 Axl Double	<6 Axl Multi	6 Axle Multi	>6 Axl Multi	Not Classed	Total
12:00 AM	0	7	2	2	0	0	0	0	0	0	0	0	0	0	11
01:00 AM	0	2	0	1	1	0	0	0	0	0	0	0	0	0	4
02:00 AM	0	3	1	0	0	0	0	0	0	0	0	0	0	0	4
03:00 AM	0	4	4	0	0	0	0	0	0	0	0	0	0	0	8
04:00 AM	0	20	1	1	0	0	0	0	0	0	0	0	0	0	22
05:00 AM	0	56	12	0	5	0	0	0	0	0	0	0	0	1	74
06:00 AM	0	126	43	1	10	0	0	0	0	0	0	0	0	2	182
07:00 AM	0	293	46	2	21	0	0	0	0	0	0	0	0	20	382
08:00 AM	1	219	53	0	19	0	0	1	0	0	0	0	0	26	319
09:00 AM	1	165	33	2	18	2	0	0	0	0	0	0	0	12	233
10:00 AM	5	171	27	4	13	0	0	0	0	0	0	0	0	19	239
11:00 AM	3	189	37	2	11	0	0	1	0	0	0	0	0	22	265
12:00 PM	2	189	35	4	17	2	0	0	0	0	0	0	0	32	281
01:00 PM	0	166	44	4	19	1	0	0	0	0	0	0	0	24	258
02:00 PM	5	85	22	0	3	2	0	0	0	0	0	0	0	57	174
03:00 PM	2	138	37	1	10	3	0	1	0	0	0	0	0	52	244
04:00 PM	3	142	33	2	10	1	0	0	0	0	0	0	0	42	233
05:00 PM	5	187	30	3	7	0	0	0	0	0	0	0	0	30	262
06:00 PM	2	167	37	4	8	0	0	1	0	0	0	0	0	22	241
07:00 PM	0	114	20	3	5	0	0	0	0	0	0	0	0	4	146
08:00 PM	0	88	18	4	3	0	0	0	0	0	0	0	0	4	117
09:00 PM	0	47	5	3	3	0	0	0	0	0	0	0	0	2	60
10:00 PM	0	32	3	2	2	0	0	0	0	0	0	0	0	1	40
11:00 PM	1	17	3	1	1	0	0	0	0	0	0	0	0	1	24
Day Total	30	2627	546	46	186	11	0	4	0	0	0	0	0	373	3823
Percent	0.8%	68.7%	14.3%	1.2%	4.9%	0.3%	0%	0.1%	0%	0%	0%	0%	0%	9.8%	
ADT 3823															
AM Peak Volume	10:00 AM 5	7:00 AM 293	8:00 AM 53	10:00 AM 4	7:00 AM 21	9:00 AM 2	12:00 AM 0	8:00 AM 1	12:00 AM 0	12:00 AM 0	12:00 AM 0	12:00 AM 0	12:00 AM 0	8:00 AM 26	7:00 AM 382
PM Peak Volume	2:00 PM 5	12:00 PM 189	1:00 PM 44	12:00 PM 4	1:00 PM 19	3:00 PM 3	12:00 PM 0	3:00 PM 1	12:00 PM 0	12:00 PM 0	12:00 PM 0	12:00 PM 0	12:00 PM 0	2:00 PM 57	12:00 PM 281

Comments: 45.359117, -122.605798

Report generated on 10/25/2023 9:05 AM

SOURCE: Quality Counts, LLC (<http://www.qualitycounts.net>)

LOCATION: 1118 - Main St btwn 9th St and 10th St

QC JOB #: 16297332

SPECIFIC LOCATION:

DIRECTION: WB

CITY/STATE: Oregon City, OR

DATE: Oct 17 2023

Start Time	Bikes	Cars & Trailers	2 Axle Long	Buses	2 Axle 6 Tire	3 Axle Single	4 Axle Single	<5 Axl Double	5 Axle Double	>6 Axl Double	<6 Axl Multi	6 Axle Multi	>6 Axl Multi	Not Classed	Total
Grand Total	30	2627	546	46	186	11	0	4	0	0	0	0	0	373	3823
Percent	0.8%	68.7%	14.3%	1.2%	4.9%	0.3%	0%	0.1%	0%	0%	0%	0%	0%	9.8%	
ADT 3823															

Comments: 45.359117, -122.605798

Type of report: Tube Count - Vehicle Classification Data

LOCATION: 1119 - Main St btwn 10th St and 11th St

SPECIFIC LOCATION:

CITY/STATE: Oregon City, OR

QC JOB #: 16297333

DIRECTION: EB

DATE: Oct 17 2023

Start Time	Bikes	Cars & Trailers	2 Axle Long	Buses	2 Axle 6 Tire	3 Axle Single	4 Axle Single	<5 Axl Double	5 Axle Double	>6 Axl Double	<6 Axl Multi	6 Axle Multi	>6 Axl Multi	Not Classed	Total
12:00 AM	0	6	1	1	0	0	0	0	0	0	0	0	0	0	8
01:00 AM	0	1	1	0	0	0	0	0	0	0	0	0	0	0	2
02:00 AM	0	3	2	0	1	0	0	0	0	0	0	0	0	0	6
03:00 AM	0	4	0	0	0	0	0	1	0	0	0	0	0	0	5
04:00 AM	0	2	0	0	0	0	0	0	0	0	0	0	0	0	2
05:00 AM	0	11	3	2	3	0	0	0	0	0	0	0	0	0	19
06:00 AM	0	23	7	3	2	1	0	0	0	0	0	0	0	1	37
07:00 AM	0	67	14	2	10	0	0	1	0	0	0	0	0	8	102
08:00 AM	1	71	20	2	11	0	1	1	0	0	0	0	0	16	123
09:00 AM	0	74	20	3	10	1	0	1	0	0	0	0	0	8	117
10:00 AM	0	57	18	2	7	0	0	1	0	0	0	0	0	14	99
11:00 AM	3	85	27	3	8	0	0	1	0	0	0	0	0	10	137
12:00 PM	3	100	22	4	10	0	0	0	0	0	0	0	0	7	146
01:00 PM	0	94	30	4	8	0	0	1	0	0	0	0	0	6	143
02:00 PM	0	180	54	6	31	0	0	2	0	0	0	0	0	29	302
03:00 PM	0	148	45	5	10	0	0	0	0	0	0	0	0	17	225
04:00 PM	3	144	35	5	11	0	0	0	0	0	0	0	0	8	206
05:00 PM	0	105	20	4	8	0	0	1	0	0	0	0	0	14	152
06:00 PM	3	95	16	4	5	0	0	0	0	0	0	0	0	11	134
07:00 PM	0	54	8	2	4	0	0	0	0	0	0	0	0	0	68
08:00 PM	0	37	3	2	3	0	0	0	0	0	0	0	0	2	47
09:00 PM	0	30	2	2	2	0	0	0	0	0	0	0	0	3	39
10:00 PM	0	9	1	1	0	0	0	0	0	0	0	0	0	2	13
11:00 PM	0	14	1	2	0	0	0	0	0	0	0	0	0	0	17
Day Total	13	1414	350	59	144	2	1	10	0	0	0	0	0	156	2149
Percent	0.6%	65.8%	16.3%	2.7%	6.7%	0.1%	0%	0.5%	0%	0%	0%	0%	0%	7.3%	
ADT 2149															
AM Peak	11:00 AM	11:00 AM	11:00 AM	6:00 AM	8:00 AM	6:00 AM	8:00 AM	3:00 AM	12:00 AM	12:00 AM	12:00 AM	12:00 AM	12:00 AM	8:00 AM	11:00 AM
Volume	3	85	27	3	11	1	1	1	0	0	0	0	0	16	137
PM Peak	12:00 PM	2:00 PM	2:00 PM	2:00 PM	2:00 PM	12:00 PM	12:00 PM	2:00 PM	12:00 PM	12:00 PM	12:00 PM	12:00 PM	12:00 PM	2:00 PM	2:00 PM
Volume	3	180	54	6	31	0	0	2	0	0	0	0	0	29	302

Comments: 45.359638, -122.604728

Report generated on 10/25/2023 9:05 AM

SOURCE: Quality Counts, LLC (<http://www.qualitycounts.net>)

LOCATION: 1119 - Main St btwn 10th St and 11th St

QC JOB #: 16297333

SPECIFIC LOCATION:

DIRECTION: EB

CITY/STATE: Oregon City, OR

DATE: Oct 17 2023

Start Time	Bikes	Cars & Trailers	2 Axle Long	Buses	2 Axle 6 Tire	3 Axle Single	4 Axle Single	<5 Axl Double	5 Axle Double	>6 Axl Double	<6 Axl Multi	6 Axle Multi	>6 Axl Multi	Not Classed	Total
Grand Total	13	1414	350	59	144	2	1	10	0	0	0	0	0	156	2149
Percent	0.6%	65.8%	16.3%	2.7%	6.7%	0.1%	0%	0.5%	0%	0%	0%	0%	0%	7.3%	
ADT 2149															
Comments: 45.359638, -122.604728															

Report generated on 10/25/2023 9:05 AM

SOURCE: Quality Counts, LLC (<http://www.qualitycounts.net>)

TRUE DATA TO IMPROVE MOBILITY

Type of report: Tube Count - Vehicle Classification Data

LOCATION: 1119 - Main St btwn 10th St and 11th St

SPECIFIC LOCATION:

CITY/STATE: Oregon City, OR

QC JOB #: 16297333

DIRECTION: EB, WB

DATE: Oct 17 2023

Start Time	Bikes	Cars & Trailers	2 Axle Long	Buses	2 Axle 6 Tire	3 Axle Single	4 Axle Single	<5 Axl Double	5 Axle Double	>6 Axl Double	<6 Axl Multi	6 Axle Multi	>6 Axl Multi	Not Classed	Total
12:00 AM	0	10	1	3	0	0	0	0	0	0	0	0	0	0	14
01:00 AM	0	2	1	1	0	0	0	0	0	0	0	0	0	0	4
02:00 AM	1	6	3	0	1	0	0	0	0	0	0	0	0	0	11
03:00 AM	0	5	3	0	0	0	1	1	0	0	0	0	0	0	10
04:00 AM	0	6	0	0	0	0	0	0	0	0	0	0	0	0	6
05:00 AM	0	29	4	2	6	0	0	0	0	0	0	0	0	2	43
06:00 AM	0	49	20	4	11	2	0	0	0	0	0	0	0	4	90
07:00 AM	0	196	39	3	24	0	0	1	0	0	0	0	0	19	282
08:00 AM	1	188	60	6	25	0	1	2	0	0	0	0	0	33	316
09:00 AM	0	159	47	6	24	2	0	1	0	0	0	0	0	20	259
10:00 AM	2	137	38	5	16	2	0	1	0	0	0	0	0	27	228
11:00 AM	4	198	46	5	23	0	0	1	0	0	0	0	0	23	300
12:00 PM	3	200	48	8	28	1	0	1	0	0	0	0	0	14	303
01:00 PM	0	190	62	7	24	0	0	2	0	0	0	0	0	21	306
02:00 PM	0	272	86	10	40	0	0	3	0	0	0	0	0	62	473
03:00 PM	0	249	86	8	22	0	0	0	0	0	0	0	0	31	396
04:00 PM	3	237	64	7	26	0	0	0	0	0	0	0	0	18	355
05:00 PM	0	217	41	10	15	0	0	1	0	0	0	0	0	22	306
06:00 PM	3	178	39	9	14	0	0	0	0	0	0	0	0	20	263
07:00 PM	0	118	18	5	9	0	0	0	0	0	0	0	0	2	152
08:00 PM	0	68	11	5	6	0	0	0	0	0	0	0	0	8	98
09:00 PM	0	56	6	4	5	0	0	0	0	0	0	0	0	7	78
10:00 PM	0	18	1	4	2	0	0	0	0	0	0	0	0	2	27
11:00 PM	0	21	3	4	0	0	0	0	0	0	0	0	0	0	28
Day Total	17	2809	727	116	321	7	2	14	0	0	0	0	0	335	4348
Percent	0.4%	64.6%	16.7%	2.7%	7.4%	0.2%	0%	0.3%	0%	0%	0%	0%	0%	7.7%	
ADT 4348															
AM Peak Volume	11:00 AM 4	11:00 AM 198	8:00 AM 60	8:00 AM 6	8:00 AM 25	6:00 AM 2	3:00 AM 1	8:00 AM 2	12:00 AM 0	12:00 AM 0	12:00 AM 0	12:00 AM 0	12:00 AM 0	8:00 AM 33	8:00 AM 316
PM Peak Volume	12:00 PM 3	2:00 PM 272	2:00 PM 86	2:00 PM 10	2:00 PM 40	12:00 PM 1	12:00 PM 0	2:00 PM 3	12:00 PM 0	12:00 PM 0	12:00 PM 0	12:00 PM 0	12:00 PM 0	2:00 PM 62	2:00 PM 473

Comments: 45.359638, -122.604728

Report generated on 10/25/2023 9:05 AM

SOURCE: Quality Counts, LLC (<http://www.qualitycounts.net>)

LOCATION: 1119 - Main St btwn 10th St and 11th St

QC JOB #: 16297333

SPECIFIC LOCATION:

DIRECTION: EB, WB

CITY/STATE: Oregon City, OR

DATE: Oct 17 2023

Start Time	Bikes	Cars & Trailers	2 Axle Long	Buses	2 Axle 6 Tire	3 Axle Single	4 Axle Single	<5 Axl Double	5 Axle Double	>6 Axl Double	<6 Axl Multi	6 Axle Multi	>6 Axl Multi	Not Classed	Total
Grand Total	17	2809	727	116	321	7	2	14	0	0	0	0	0	335	4348
Percent	0.4%	64.6%	16.7%	2.7%	7.4%	0.2%	0%	0.3%	0%	0%	0%	0%	0%	7.7%	
ADT 4348															

Comments: 45.359638, -122.604728

Type of report: Tube Count - Vehicle Classification Data

LOCATION: 1119 - Main St btwn 10th St and 11th St

SPECIFIC LOCATION:

CITY/STATE: Oregon City, OR

QC JOB #: 16297333

DIRECTION: WB

DATE: Oct 17 2023

Start Time	Bikes	Cars & Trailers	2 Axle Long	Buses	2 Axle 6 Tire	3 Axle Single	4 Axle Single	<5 Axl Double	5 Axle Double	>6 Axl Double	<6 Axl Multi	6 Axle Multi	>6 Axl Multi	Not Classed	Total
12:00 AM	0	4	0	2	0	0	0	0	0	0	0	0	0	0	6
01:00 AM	0	1	0	1	0	0	0	0	0	0	0	0	0	0	2
02:00 AM	1	3	1	0	0	0	0	0	0	0	0	0	0	0	5
03:00 AM	0	1	3	0	0	0	1	0	0	0	0	0	0	0	5
04:00 AM	0	4	0	0	0	0	0	0	0	0	0	0	0	0	4
05:00 AM	0	18	1	0	3	0	0	0	0	0	0	0	0	2	24
06:00 AM	0	26	13	1	9	1	0	0	0	0	0	0	0	3	53
07:00 AM	0	129	25	1	14	0	0	0	0	0	0	0	0	11	180
08:00 AM	0	117	40	4	14	0	0	1	0	0	0	0	0	17	193
09:00 AM	0	85	27	3	14	1	0	0	0	0	0	0	0	12	142
10:00 AM	2	80	20	3	9	2	0	0	0	0	0	0	0	13	129
11:00 AM	1	113	19	2	15	0	0	0	0	0	0	0	0	13	163
12:00 PM	0	100	26	4	18	1	0	1	0	0	0	0	0	7	157
01:00 PM	0	96	32	3	16	0	0	1	0	0	0	0	0	15	163
02:00 PM	0	92	32	4	9	0	0	1	0	0	0	0	0	33	171
03:00 PM	0	101	41	3	12	0	0	0	0	0	0	0	0	14	171
04:00 PM	0	93	29	2	15	0	0	0	0	0	0	0	0	10	149
05:00 PM	0	112	21	6	7	0	0	0	0	0	0	0	0	8	154
06:00 PM	0	83	23	5	9	0	0	0	0	0	0	0	0	9	129
07:00 PM	0	64	10	3	5	0	0	0	0	0	0	0	0	2	84
08:00 PM	0	31	8	3	3	0	0	0	0	0	0	0	0	6	51
09:00 PM	0	26	4	2	3	0	0	0	0	0	0	0	0	4	39
10:00 PM	0	9	0	3	2	0	0	0	0	0	0	0	0	0	14
11:00 PM	0	7	2	2	0	0	0	0	0	0	0	0	0	0	11
Day Total	4	1395	377	57	177	5	1	4	0	0	0	0	0	179	2199
Percent	0.2%	63.4%	17.1%	2.6%	8%	0.2%	0%	0.2%	0%	0%	0%	0%	0%	8.1%	
ADT 2199															
AM Peak	10:00 AM	7:00 AM	8:00 AM	8:00 AM	11:00 AM	10:00 AM	3:00 AM	8:00 AM	12:00 AM	12:00 AM	12:00 AM	12:00 AM	12:00 AM	8:00 AM	8:00 AM
Volume	2	129	40	4	15	2	1	1	0	0	0	0	0	17	193
PM Peak	12:00 PM	5:00 PM	3:00 PM	5:00 PM	12:00 PM	12:00 PM	12:00 PM	12:00 PM	12:00 PM	12:00 PM	12:00 PM	12:00 PM	12:00 PM	2:00 PM	2:00 PM
Volume	0	112	41	6	18	1	0	1	0	0	0	0	0	33	171

Comments: 45.359638, -122.604728

Report generated on 10/25/2023 9:05 AM

SOURCE: Quality Counts, LLC (<http://www.qualitycounts.net>)

LOCATION: 1119 - Main St btwn 10th St and 11th St**QC JOB #:** 16297333**SPECIFIC LOCATION:****DIRECTION:** WB**CITY/STATE:** Oregon City, OR**DATE:** Oct 17 2023

Start Time	Bikes	Cars & Trailers	2 Axle Long	Buses	2 Axle 6 Tire	3 Axle Single	4 Axle Single	<5 Axl Double	5 Axle Double	>6 Axl Double	<6 Axl Multi	6 Axle Multi	>6 Axl Multi	Not Classed	Total
Grand Total	4	1395	377	57	177	5	1	4	0	0	0	0	0	179	2199
Percent	0.2%	63.4%	17.1%	2.6%	8%	0.2%	0%	0.2%	0%	0%	0%	0%	0%	8.1%	
ADT 2199															

Comments: 45.359638, -122.604728

Type of report: Tube Count - Vehicle Classification Data

LOCATION: 1120 - Main St btwn 11th St and 12th St

SPECIFIC LOCATION:

CITY/STATE: Oregon City, OR

QC JOB #: 16297334

DIRECTION: NB

DATE: Oct 17 2023

Start Time	Bikes	Cars & Trailers	2 Axle Long	Buses	2 Axle 6 Tire	3 Axle Single	4 Axle Single	<5 Axl Double	5 Axle Double	>6 Axl Double	<6 Axl Multi	6 Axle Multi	>6 Axl Multi	Not Classed	Total
12:00 AM	4	0	0	0	0	0	0	0	0	0	0	0	0	5	9
01:00 AM	1	0	1	0	0	0	0	0	0	0	0	0	0	5	7
02:00 AM	2	2	4	0	1	1	0	1	0	0	0	0	0	0	11
03:00 AM	1	5	0	0	1	0	0	0	0	0	0	0	0	0	7
04:00 AM	0	1	0	0	0	0	0	0	0	0	0	0	0	0	1
05:00 AM	0	11	5	2	2	0	0	0	0	0	0	0	0	1	21
06:00 AM	0	21	6	5	2	0	0	0	0	0	0	0	0	0	34
07:00 AM	0	60	6	7	8	0	0	0	0	0	0	0	0	6	87
08:00 AM	0	42	12	2	6	2	0	0	0	0	0	0	0	7	71
09:00 AM	1	68	19	6	11	1	0	0	0	0	0	0	0	14	120
10:00 AM	0	67	23	5	4	0	0	2	0	0	0	0	0	14	115
11:00 AM	0	93	33	5	6	0	0	0	0	0	0	0	0	6	143
12:00 PM	0	110	16	4	15	1	0	0	0	0	0	0	0	12	158
01:00 PM	0	105	21	6	8	0	0	0	0	0	0	0	0	13	153
02:00 PM	5	81	19	5	9	1	0	3	0	0	0	0	0	56	179
03:00 PM	2	112	30	5	5	1	0	0	0	0	0	0	0	23	178
04:00 PM	1	132	30	4	4	0	0	1	0	0	0	0	0	24	196
05:00 PM	1	128	18	3	7	0	0	3	0	0	0	0	0	17	177
06:00 PM	2	110	21	4	4	0	0	0	0	0	0	0	0	17	158
07:00 PM	0	68	8	5	2	0	0	0	0	0	0	0	0	3	86
08:00 PM	2	33	5	3	3	0	0	1	0	0	0	0	0	2	49
09:00 PM	1	11	1	2	1	0	0	0	0	0	0	0	0	6	22
10:00 PM	0	1	0	0	0	0	0	0	0	0	0	0	0	4	5
11:00 PM	0	0	0	0	0	0	0	0	0	0	0	0	0	2	2
Day Total	23	1261	278	73	99	7	0	11	0	0	0	0	0	237	1989
Percent	1.2%	63.4%	14%	3.7%	5%	0.4%	0%	0.6%	0%	0%	0%	0%	0%	11.9%	
ADT 1989															
AM Peak Volume	12:00 AM	11:00 AM	11:00 AM	7:00 AM	9:00 AM	8:00 AM	12:00 AM	10:00 AM	12:00 AM	12:00 AM	12:00 AM	12:00 AM	12:00 AM	9:00 AM	11:00 AM
	4	93	33	7	11	2	0	2	0	0	0	0	0	14	143
PM Peak Volume	2:00 PM	4:00 PM	3:00 PM	1:00 PM	12:00 PM	12:00 PM	12:00 PM	2:00 PM	12:00 PM	12:00 PM	12:00 PM	12:00 PM	12:00 PM	2:00 PM	4:00 PM
	5	132	30	6	15	1	0	3	0	0	0	0	0	56	196

Comments: 45.36046, -122.603522

Report generated on 10/25/2023 9:05 AM

SOURCE: Quality Counts, LLC (<http://www.qualitycounts.net>)

LOCATION: 1120 - Main St btwn 11th St and 12th St

QC JOB #: 16297334

SPECIFIC LOCATION:

DIRECTION: NB

CITY/STATE: Oregon City, OR

DATE: Oct 17 2023

Start Time	Bikes	Cars & Trailers	2 Axle Long	Buses	2 Axle 6 Tire	3 Axle Single	4 Axle Single	<5 Axl Double	5 Axle Double	>6 Axl Double	<6 Axl Multi	6 Axle Multi	>6 Axl Multi	Not Classed	Total
Grand Total	23	1261	278	73	99	7	0	11	0	0	0	0	0	237	1989
Percent	1.2%	63.4%	14%	3.7%	5%	0.4%	0%	0.6%	0%	0%	0%	0%	0%	11.9%	
ADT 1989															

Comments: 45.36046, -122.603522

Type of report: Tube Count - Vehicle Classification Data

LOCATION: 1120 - Main St btwn 11th St and 12th St

SPECIFIC LOCATION:

CITY/STATE: Oregon City, OR

QC JOB #: 16297334

DIRECTION: NB, SB

DATE: Oct 17 2023

Start Time	Bikes	Cars & Trailers	2 Axle Long	Buses	2 Axle 6 Tire	3 Axle Single	4 Axle Single	<5 Axl Double	5 Axle Double	>6 Axl Double	<6 Axl Multi	6 Axle Multi	>6 Axl Multi	Not Classed	Total
12:00 AM	4	6	1	0	0	1	0	0	0	0	0	0	0	6	18
01:00 AM	1	7	1	0	0	0	0	0	0	0	0	0	0	6	15
02:00 AM	2	5	5	0	3	1	0	2	0	0	0	0	0	2	20
03:00 AM	1	7	3	0	1	1	0	0	0	0	0	0	0	1	14
04:00 AM	0	4	0	2	0	0	0	0	0	0	0	0	0	0	6
05:00 AM	0	29	8	4	5	0	0	0	0	0	0	0	0	1	47
06:00 AM	0	65	19	9	10	0	0	0	0	0	0	0	0	2	105
07:00 AM	0	193	32	11	22	0	0	0	0	0	0	0	0	10	268
08:00 AM	0	110	36	4	18	2	0	1	0	0	0	0	0	17	188
09:00 AM	2	147	44	9	24	1	0	1	0	0	0	0	0	31	259
10:00 AM	1	145	49	9	19	0	0	3	0	0	0	0	0	23	249
11:00 AM	0	211	51	9	23	0	0	0	0	0	0	0	0	15	309
12:00 PM	1	199	37	9	36	1	0	0	0	0	0	0	0	21	304
01:00 PM	1	209	39	10	26	0	0	0	0	0	0	0	0	21	306
02:00 PM	5	143	32	5	18	1	0	3	0	0	0	0	0	80	287
03:00 PM	2	182	58	7	16	1	0	2	0	0	0	0	0	43	311
04:00 PM	2	208	58	8	10	0	0	1	0	0	0	0	0	40	327
05:00 PM	1	250	36	7	10	0	0	4	0	1	0	0	0	26	335
06:00 PM	6	197	40	7	11	0	0	0	0	0	0	0	0	34	295
07:00 PM	1	135	17	8	5	0	0	0	0	0	0	0	0	7	173
08:00 PM	2	58	14	4	4	0	0	2	0	0	0	0	0	42	126
09:00 PM	2	16	3	2	3	0	0	0	0	0	0	0	0	21	47
10:00 PM	0	2	0	0	0	1	0	0	0	0	0	0	0	7	10
11:00 PM	0	1	0	1	0	1	0	0	0	0	0	0	0	4	7
Day Total	34	2529	583	125	264	11	0	19	0	1	0	0	0	460	4026
Percent	0.8%	62.8%	14.5%	3.1%	6.6%	0.3%	0%	0.5%	0%	0%	0%	0%	0%	11.4%	
ADT 4026															
AM Peak Volume	12:00 AM 4	11:00 AM 211	11:00 AM 51	7:00 AM 11	9:00 AM 24	8:00 AM 2	12:00 AM 0	10:00 AM 3	12:00 AM 0	12:00 AM 0	12:00 AM 0	12:00 AM 0	12:00 AM 0	9:00 AM 31	11:00 AM 309
PM Peak Volume	6:00 PM 6	5:00 PM 250	3:00 PM 58	1:00 PM 10	12:00 PM 36	12:00 PM 1	12:00 PM 0	5:00 PM 4	12:00 PM 0	5:00 PM 1	12:00 PM 0	12:00 PM 0	12:00 PM 0	2:00 PM 80	5:00 PM 335
Comments: 45.36046, -122.603522															

Comments: 45.36046, -122.603522

Report generated on 10/25/2023 9:05 AM

SOURCE: Quality Counts, LLC (<http://www.qualitycounts.net>)

LOCATION: 1120 - Main St btwn 11th St and 12th St

QC JOB #: 16297334

SPECIFIC LOCATION:

DIRECTION: NB, SB

CITY/STATE: Oregon City, OR

DATE: Oct 17 2023

Start Time	Bikes	Cars & Trailers	2 Axle Long	Buses	2 Axle 6 Tire	3 Axle Single	4 Axle Single	<5 Axl Double	5 Axle Double	>6 Axl Double	<6 Axl Multi	6 Axle Multi	>6 Axl Multi	Not Classed	Total
Grand Total	34	2529	583	125	264	11	0	19	0	1	0	0	0	460	4026
Percent	0.8%	62.8%	14.5%	3.1%	6.6%	0.3%	0%	0.5%	0%	0%	0%	0%	0%	11.4%	
ADT 4026															
Comments: 45.36046, -122.603522															

Report generated on 10/25/2023 9:05 AM

SOURCE: Quality Counts, LLC (<http://www.qualitycounts.net>)

TRUE DATA TO IMPROVE MOBILITY

Type of report: Tube Count - Vehicle Classification Data

LOCATION: 1120 - Main St btwn 11th St and 12th St

SPECIFIC LOCATION:

CITY/STATE: Oregon City, OR

QC JOB #: 16297334

DIRECTION: SB

DATE: Oct 17 2023

Start Time	Bikes	Cars & Trailers	2 Axle Long	Buses	2 Axle 6 Tire	3 Axle Single	4 Axle Single	<5 Axl Double	5 Axle Double	>6 Axl Double	<6 Axl Multi	6 Axle Multi	>6 Axl Multi	Not Classed	Total
12:00 AM	0	6	1	0	0	1	0	0	0	0	0	0	0	1	9
01:00 AM	0	7	0	0	0	0	0	0	0	0	0	0	0	1	8
02:00 AM	0	3	1	0	2	0	0	1	0	0	0	0	0	2	9
03:00 AM	0	2	3	0	0	1	0	0	0	0	0	0	0	1	7
04:00 AM	0	3	0	2	0	0	0	0	0	0	0	0	0	0	5
05:00 AM	0	18	3	2	3	0	0	0	0	0	0	0	0	0	26
06:00 AM	0	44	13	4	8	0	0	0	0	0	0	0	0	2	71
07:00 AM	0	133	26	4	14	0	0	0	0	0	0	0	0	4	181
08:00 AM	0	68	24	2	12	0	0	1	0	0	0	0	0	10	117
09:00 AM	1	79	25	3	13	0	0	1	0	0	0	0	0	17	139
10:00 AM	1	78	26	4	15	0	0	1	0	0	0	0	0	9	134
11:00 AM	0	118	18	4	17	0	0	0	0	0	0	0	0	9	166
12:00 PM	1	89	21	5	21	0	0	0	0	0	0	0	0	9	146
01:00 PM	1	104	18	4	18	0	0	0	0	0	0	0	0	8	153
02:00 PM	0	62	13	0	9	0	0	0	0	0	0	0	0	24	108
03:00 PM	0	70	28	2	11	0	0	2	0	0	0	0	0	20	133
04:00 PM	1	76	28	4	6	0	0	0	0	0	0	0	0	16	131
05:00 PM	0	122	18	4	3	0	0	1	0	1	0	0	0	9	158
06:00 PM	4	87	19	3	7	0	0	0	0	0	0	0	0	17	137
07:00 PM	1	67	9	3	3	0	0	0	0	0	0	0	0	4	87
08:00 PM	0	25	9	1	1	0	0	1	0	0	0	0	0	40	77
09:00 PM	1	5	2	0	2	0	0	0	0	0	0	0	0	15	25
10:00 PM	0	1	0	0	0	1	0	0	0	0	0	0	0	3	5
11:00 PM	0	1	0	1	0	1	0	0	0	0	0	0	0	2	5
Day Total	11	1268	305	52	165	4	0	8	0	1	0	0	0	223	2037
Percent	0.5%	62.2%	15%	2.6%	8.1%	0.2%	0%	0.4%	0%	0%	0%	0%	0%	10.9%	
ADT 2037															7:00 AM
AM Peak Volume	9:00 AM	7:00 AM	7:00 AM	6:00 AM	11:00 AM	12:00 AM	12:00 AM	2:00 AM	12:00 AM	12:00 AM	12:00 AM	12:00 AM	12:00 AM	9:00 AM	
PM Peak Volume	6:00 PM	5:00 PM	3:00 PM	12:00 PM	12:00 PM	10:00 PM	12:00 PM	3:00 PM	12:00 PM	5:00 PM	12:00 PM	12:00 PM	12:00 PM	8:00 PM	

Comments: 45.36046, -122.603522

Report generated on 10/25/2023 9:05 AM

SOURCE: Quality Counts, LLC (<http://www.qualitycounts.net>)

LOCATION: 1120 - Main St btwn 11th St and 12th St


QC JOB #: 16297334

SPECIFIC LOCATION:

DIRECTION: SB

CITY/STATE: Oregon City, OR

DATE: Oct 17 2023

Start Time	Bikes	Cars & Trailers	2 Axle Long	Buses	2 Axle 6 Tire	3 Axle Single	4 Axle Single	<5 Axl Double	5 Axle Double	>6 Axl Double	<6 Axl Multi	6 Axle Multi	>6 Axl Multi	Not Classed	Total
Grand Total	11	1268	305	52	165	4	0	8	0	1	0	0	0	223	2037
Percent	0.5%	62.2%	15%	2.6%	8.1%	0.2%	0%	0.4%	0%	0%	0%	0%	0%	10.9%	
ADT 2037															
Comments: 45.36046, -122.603522															

Report generated on 10/25/2023 9:05 AM

SOURCE: Quality Counts, LLC (<http://www.qualitycounts.net>)

TRUE DATA TO IMPROVE MOBILITY

Type of report: Tube Count - Vehicle Classification Data

LOCATION: 1121 - Main St btwn 12th St and 13th St


SPECIFIC LOCATION:

CITY/STATE: Oregon City, OR

QC JOB #: 16297335

DIRECTION: NB

DATE: Oct 17 2023

Start Time	Bikes	Cars & Trailers	2 Axle Long	Buses	2 Axle 6 Tire	3 Axle Single	4 Axle Single	<5 Axl Double	5 Axle Double	>6 Axl Double	<6 Axl Multi	6 Axle Multi	>6 Axl Multi	Not Classed	Total
12:00 AM	0	0	0	0	0	0	0	0	0	0	0	0	0	0	0
01:00 AM	0	0	0	0	0	0	0	0	0	0	0	0	0	0	0
02:00 AM	0	2	0	0	2	0	0	0	0	0	0	0	0	0	4
03:00 AM	0	1	0	0	0	0	0	1	0	0	0	0	0	2	4
04:00 AM	0	3	0	0	0	0	0	0	0	0	0	0	0	0	3
05:00 AM	0	10	1	1	0	0	0	0	0	0	0	0	0	2	14
06:00 AM	0	11	6	3	1	0	0	0	0	0	0	0	0	1	22
07:00 AM	0	38	7	2	3	0	0	1	0	0	0	0	0	5	56
08:00 AM	1	47	13	3	3	0	0	0	0	0	0	0	0	10	77
09:00 AM	0	40	10	3	1	0	0	0	0	0	0	0	0	6	60
10:00 AM	2	10	17	3	28	0	0	0	0	0	0	0	0	6	66
11:00 AM	1	1	6	5	54	0	0	2	0	0	0	0	0	6	75
12:00 PM	2	3	4	21	66	0	0	0	0	0	0	0	0	12	108
01:00 PM	1	6	11	17	54	0	0	0	0	0	0	0	0	9	98
02:00 PM	1	19	69	18	84	0	0	4	0	0	0	0	0	28	223
03:00 PM	0	82	50	2	24	0	0	0	0	0	0	0	0	23	181
04:00 PM	13	70	16	0	9	0	0	1	0	0	0	0	0	18	127
05:00 PM	29	35	7	0	5	1	0	0	0	0	0	0	0	26	103
06:00 PM	6	6	9	7	6	0	0	0	0	0	0	0	0	18	52
07:00 PM	4	5	1	1	3	0	0	0	0	0	0	0	0	14	28
08:00 PM	1	4	1	6	5	0	0	0	0	0	0	0	0	16	33
09:00 PM	2	1	1	3	2	0	0	0	0	0	0	0	0	3	12
10:00 PM	0	0	0	0	0	0	0	0	0	0	0	0	0	0	0
11:00 PM	0	0	1	0	0	0	0	0	0	0	0	0	0	0	1
Day Total	63	394	230	95	350	1	0	9	0	0	0	0	0	205	1347
Percent	4.7%	29.3%	17.1%	7.1%	26%	0.1%	0%	0.7%	0%	0%	0%	0%	0%	15.2%	
ADT 1347															
AM Peak Volume	10:00 AM 2	8:00 AM 47	10:00 AM 17	11:00 AM 5	11:00 AM 54	12:00 AM 0	12:00 AM 0	11:00 AM 2	12:00 AM 0	12:00 AM 0	12:00 AM 0	12:00 AM 0	12:00 AM 0	8:00 AM 10	8:00 AM 77
PM Peak Volume	5:00 PM 29	3:00 PM 82	2:00 PM 69	12:00 PM 21	2:00 PM 84	5:00 PM 1	12:00 PM 0	2:00 PM 4	12:00 PM 0	12:00 PM 0	12:00 PM 0	12:00 PM 0	12:00 PM 0	2:00 PM 28	2:00 PM 223

Comments: 45.361162, -122.602809

Report generated on 10/25/2023 9:05 AM

SOURCE: Quality Counts, LLC (<http://www.qualitycounts.net>)

LOCATION: 1121 - Main St btwn 12th St and 13th St


QC JOB #: 16297335

SPECIFIC LOCATION:

DIRECTION: NB

CITY/STATE: Oregon City, OR

DATE: Oct 17 2023

Start Time	Bikes	Cars & Trailers	2 Axle Long	Buses	2 Axle 6 Tire	3 Axle Single	4 Axle Single	<5 Axl Double	5 Axle Double	>6 Axl Double	<6 Axl Multi	6 Axle Multi	>6 Axl Multi	Not Classed	Total
Grand Total	63	394	230	95	350	1	0	9	0	0	0	0	0	205	1347
Percent	4.7%	29.3%	17.1%	7.1%	26%	0.1%	0%	0.7%	0%	0%	0%	0%	0%	15.2%	
ADT 1347															
	Comments: 45.361162, -122.602809														

Report generated on 10/25/2023 9:05 AM

SOURCE: Quality Counts, LLC (<http://www.qualitycounts.net>)

TRUE DATA TO IMPROVE MOBILITY

Type of report: Tube Count - Vehicle Classification Data

LOCATION: 1121 - Main St btwn 12th St and 13th St

SPECIFIC LOCATION:

CITY/STATE: Oregon City, OR

QC JOB #: 16297335

DIRECTION: NB, SB

DATE: Oct 17 2023

Start Time	Bikes	Cars & Trailers	2 Axle Long	Buses	2 Axle 6 Tire	3 Axle Single	4 Axle Single	<5 Axl Double	5 Axle Double	>6 Axl Double	<6 Axl Multi	6 Axle Multi	>6 Axl Multi	Not Classed	Total
12:00 AM	0	0	0	0	0	0	0	0	0	0	0	0	0	0	0
01:00 AM	0	0	0	0	0	0	0	0	0	0	0	0	0	0	0
02:00 AM	0	2	1	0	2	0	0	0	0	0	0	0	0	0	5
03:00 AM	0	1	0	0	3	0	0	2	0	0	0	0	0	4	10
04:00 AM	0	3	1	0	0	0	0	0	0	0	0	0	0	1	5
05:00 AM	0	12	8	2	2	0	0	1	0	0	0	0	0	4	29
06:00 AM	0	12	23	4	10	0	0	0	0	0	0	0	0	4	53
07:00 AM	0	40	80	2	22	0	0	1	0	0	0	0	0	13	158
08:00 AM	3	52	77	6	36	0	0	0	0	0	0	0	0	28	202
09:00 AM	0	47	57	13	35	0	0	0	0	0	0	0	0	22	174
10:00 AM	4	51	43	6	41	0	0	0	0	0	0	0	0	21	166
11:00 AM	3	72	11	5	63	0	0	2	0	0	0	0	0	15	171
12:00 PM	4	54	15	22	77	0	0	0	0	0	0	0	0	31	203
01:00 PM	5	76	17	17	59	0	0	0	0	0	0	0	0	35	209
02:00 PM	20	57	76	19	89	0	0	4	0	0	0	0	0	61	326
03:00 PM	66	116	54	3	27	0	0	0	1	0	0	0	0	49	316
04:00 PM	47	76	17	0	9	0	0	1	0	0	0	0	0	81	231
05:00 PM	29	35	7	0	5	1	0	0	0	0	0	0	0	130	207
06:00 PM	6	6	9	21	11	0	0	0	0	0	0	0	0	138	191
07:00 PM	5	5	1	4	5	0	0	0	0	0	0	0	0	72	92
08:00 PM	2	5	1	8	5	0	0	0	0	0	0	0	0	79	100
09:00 PM	3	1	1	3	2	0	0	0	0	0	0	0	0	21	31
10:00 PM	0	0	0	0	2	0	0	0	0	0	0	0	0	1	3
11:00 PM	0	0	1	0	0	0	0	0	0	0	0	0	0	5	6
Day Total	197	723	500	135	505	1	0	11	1	0	0	0	0	815	2888
Percent	6.8%	25%	17.3%	4.7%	17.5%	0%	0%	0.4%	0%	0%	0%	0%	0%	28.2%	
ADT 2888															
AM Peak Volume	10:00 AM 4	11:00 AM 72	12:00 PM 80	1:00 PM 13	2:00 PM 63	3:00 PM 0	4:00 PM 0	5:00 PM 2	6:00 PM 0	7:00 PM 0	8:00 PM 0	9:00 PM 0	10:00 PM 0	11:00 PM 28	8:00 AM 202
PM Peak Volume	3:00 PM 66	4:00 PM 116	5:00 PM 76	6:00 PM 22	7:00 PM 89	8:00 PM 1	9:00 PM 0	10:00 PM 4	11:00 PM 1	12:00 PM 0	1:00 PM 0	2:00 PM 0	3:00 PM 0	4:00 PM 138	2:00 PM 326

Comments: 45.361162, -122.602809

Report generated on 10/25/2023 9:05 AM

SOURCE: Quality Counts, LLC (<http://www.qualitycounts.net>)

LOCATION: 1121 - Main St btwn 12th St and 13th St


QC JOB #: 16297335

SPECIFIC LOCATION:

DIRECTION: NB, SB

CITY/STATE: Oregon City, OR

DATE: Oct 17 2023

Start Time	Bikes	Cars & Trailers	2 Axle Long	Buses	2 Axle 6 Tire	3 Axle Single	4 Axle Single	<5 Axl Double	5 Axle Double	>6 Axl Double	<6 Axl Multi	6 Axle Multi	>6 Axl Multi	Not Classed	Total
Grand Total	197	723	500	135	505	1	0	11	1	0	0	0	0	815	2888
Percent	6.8%	25%	17.3%	4.7%	17.5%	0%	0%	0.4%	0%	0%	0%	0%	0%	28.2%	
ADT 2888															

Comments: 45.361162, -122.602809

Type of report: Tube Count - Vehicle Classification Data

LOCATION: 1121 - Main St btwn 12th St and 13th St


SPECIFIC LOCATION:

CITY/STATE: Oregon City, OR

QC JOB #: 16297335

DIRECTION: SB

DATE: Oct 17 2023

Start Time	Bikes	Cars & Trailers	2 Axle Long	Buses	2 Axle 6 Tire	3 Axle Single	4 Axle Single	<5 Axl Double	5 Axle Double	>6 Axl Double	<6 Axl Multi	6 Axle Multi	>6 Axl Multi	Not Classed	Total
12:00 AM	0	0	0	0	0	0	0	0	0	0	0	0	0	0	0
01:00 AM	0	0	0	0	0	0	0	0	0	0	0	0	0	0	0
02:00 AM	0	0	1	0	0	0	0	0	0	0	0	0	0	0	1
03:00 AM	0	0	0	0	3	0	0	1	0	0	0	0	0	2	6
04:00 AM	0	0	1	0	0	0	0	0	0	0	0	0	0	1	2
05:00 AM	0	2	7	1	2	0	0	1	0	0	0	0	0	2	15
06:00 AM	0	1	17	1	9	0	0	0	0	0	0	0	0	3	31
07:00 AM	0	2	73	0	19	0	0	0	0	0	0	0	0	8	102
08:00 AM	2	5	64	3	33	0	0	0	0	0	0	0	0	18	125
09:00 AM	0	7	47	10	34	0	0	0	0	0	0	0	0	16	114
10:00 AM	2	41	26	3	13	0	0	0	0	0	0	0	0	15	100
11:00 AM	2	71	5	0	9	0	0	0	0	0	0	0	0	9	96
12:00 PM	2	51	11	1	11	0	0	0	0	0	0	0	0	19	95
01:00 PM	4	70	6	0	5	0	0	0	0	0	0	0	0	26	111
02:00 PM	19	38	7	1	5	0	0	0	0	0	0	0	0	33	103
03:00 PM	66	34	4	1	3	0	0	0	1	0	0	0	0	26	135
04:00 PM	34	6	1	0	0	0	0	0	0	0	0	0	0	63	104
05:00 PM	0	0	0	0	0	0	0	0	0	0	0	0	0	104	104
06:00 PM	0	0	0	14	5	0	0	0	0	0	0	0	0	120	139
07:00 PM	1	0	0	3	2	0	0	0	0	0	0	0	0	58	64
08:00 PM	1	1	0	2	0	0	0	0	0	0	0	0	0	63	67
09:00 PM	1	0	0	0	0	0	0	0	0	0	0	0	0	18	19
10:00 PM	0	0	0	0	2	0	0	0	0	0	0	0	0	1	3
11:00 PM	0	0	0	0	0	0	0	0	0	0	0	0	0	5	5
Day Total	134	329	270	40	155	0	0	2	1	0	0	0	0	610	1541
Percent	8.7%	21.3%	17.5%	2.6%	10.1%	0%	0%	0.1%	0.1%	0%	0%	0%	0%	39.6%	
ADT 1541															
AM Peak Volume	8:00 AM 2	11:00 AM 71	7:00 AM 73	9:00 AM 10	9:00 AM 34	12:00 AM 0	12:00 AM 0	3:00 AM 1	12:00 AM 0	12:00 AM 0	12:00 AM 0	12:00 AM 0	12:00 AM 0	8:00 AM 18	8:00 AM 125
PM Peak Volume	3:00 PM 66	1:00 PM 70	12:00 PM 11	6:00 PM 14	12:00 PM 11	12:00 PM 0	12:00 PM 0	12:00 PM 0	3:00 PM 1	12:00 PM 0	12:00 PM 0	12:00 PM 0	12:00 PM 0	6:00 PM 120	6:00 PM 139
Comments: 45.361162, -122.602809															

Comments: 45.361162, -122.602809

Report generated on 10/25/2023 9:05 AM

SOURCE: Quality Counts, LLC (<http://www.qualitycounts.net>)

LOCATION: 1121 - Main St btwn 12th St and 13th St

QC JOB #: 16297335

SPECIFIC LOCATION:

DIRECTION: SB

CITY/STATE: Oregon City, OR

DATE: Oct 17 2023

Start Time	Bikes	Cars & Trailers	2 Axle Long	Buses	2 Axle 6 Tire	3 Axle Single	4 Axle Single	<5 Axl Double	5 Axle Double	>6 Axl Double	<6 Axl Multi	6 Axle Multi	>6 Axl Multi	Not Classed	Total
Grand Total	134	329	270	40	155	0	0	2	1	0	0	0	0	610	1541
Percent	8.7%	21.3%	17.5%	2.6%	10.1%	0%	0%	0.1%	0.1%	0%	0%	0%	0%	39.6%	
ADT 1541															
	Comments: 45.361162, -122.602809														

Report generated on 10/25/2023 9:05 AM

SOURCE: Quality Counts, LLC (<http://www.qualitycounts.net>)

TRUE DATA TO IMPROVE MOBILITY

Type of report: Tube Count - Vehicle Classification Data

LOCATION: 1122 - Main St btwn 13th St and 14th St

SPECIFIC LOCATION:

CITY/STATE: Oregon City, OR

QC JOB #: 16297336

DIRECTION: NB

DATE: Oct 17 2023

Start Time	Bikes	Cars & Trailers	2 Axle Long	Buses	2 Axle 6 Tire	3 Axle Single	4 Axle Single	<5 Axl Double	5 Axle Double	>6 Axl Double	<6 Axl Multi	6 Axle Multi	>6 Axl Multi	Not Classed	Total
12:00 AM	0	0	1	1	0	0	0	0	0	0	0	0	0	0	2
01:00 AM	0	0	0	0	0	0	0	0	0	0	0	0	0	0	0
02:00 AM	0	1	3	0	1	0	0	0	0	0	0	0	0	1	6
03:00 AM	0	4	0	0	0	0	0	0	1	0	0	0	0	2	7
04:00 AM	0	1	1	0	0	1	0	0	0	0	0	0	0	1	4
05:00 AM	0	6	3	1	3	0	0	0	0	0	0	0	0	0	13
06:00 AM	0	14	2	3	2	1	0	0	0	0	0	0	0	0	22
07:00 AM	0	26	9	4	3	0	0	1	0	0	0	0	0	10	53
08:00 AM	1	35	12	3	13	1	0	0	0	0	0	0	0	6	71
09:00 AM	1	33	10	4	8	1	0	0	0	0	0	0	0	4	61
10:00 AM	1	40	16	3	5	1	0	1	0	0	0	0	0	7	74
11:00 AM	2	55	17	2	4	1	0	2	0	0	0	0	0	11	94
12:00 PM	0	66	14	4	10	0	0	1	0	0	0	0	0	9	104
01:00 PM	0	64	22	2	8	0	0	0	0	0	0	0	0	11	107
02:00 PM	4	133	40	3	10	0	0	6	0	0	0	0	0	34	230
03:00 PM	1	123	32	4	8	0	0	1	0	0	0	0	0	22	191
04:00 PM	0	94	29	3	11	0	0	0	0	0	0	0	0	13	150
05:00 PM	0	87	16	3	9	0	0	1	0	0	0	0	0	12	128
06:00 PM	1	82	13	3	6	0	0	0	0	0	0	0	0	16	121
07:00 PM	0	41	5	3	3	0	0	0	0	0	0	0	0	1	53
08:00 PM	1	34	6	1	6	0	0	0	0	0	0	0	0	2	50
09:00 PM	0	24	6	1	2	0	0	0	0	0	0	0	0	3	36
10:00 PM	0	9	0	0	1	0	0	0	0	0	0	0	0	1	11
11:00 PM	0	9	2	0	1	0	0	0	0	0	0	0	0	0	12
Day Total	12	981	259	48	114	6	0	13	1	0	0	0	0	166	1600
Percent	0.8%	61.3%	16.2%	3%	7.1%	0.4%	0%	0.8%	0.1%	0%	0%	0%	0%	10.4%	
ADT 1600															
AM Peak Volume	11:00 AM 2	11:00 AM 55	11:00 AM 17	7:00 AM 4	8:00 AM 13	4:00 AM 1	12:00 AM 0	11:00 AM 2	3:00 AM 1	12:00 AM 0	12:00 AM 0	12:00 AM 0	12:00 AM 0	11:00 AM 11	11:00 AM 94
PM Peak Volume	2:00 PM 4	2:00 PM 133	2:00 PM 40	12:00 PM 4	4:00 PM 11	12:00 PM 0	12:00 PM 0	2:00 PM 6	12:00 PM 0	12:00 PM 0	12:00 PM 0	12:00 PM 0	12:00 PM 0	2:00 PM 34	2:00 PM 230

Comments: 45.361898, -122.602061

Report generated on 10/25/2023 9:05 AM

SOURCE: Quality Counts, LLC (<http://www.qualitycounts.net>)

LOCATION: 1122 - Main St btwn 13th St and 14th St**QC JOB #:** 16297336**SPECIFIC LOCATION:****DIRECTION:** NB**CITY/STATE:** Oregon City, OR**DATE:** Oct 17 2023

Start Time	Bikes	Cars & Trailers	2 Axle Long	Buses	2 Axle 6 Tire	3 Axle Single	4 Axle Single	<5 Axl Double	5 Axle Double	>6 Axl Double	<6 Axl Multi	6 Axle Multi	>6 Axl Multi	Not Classed	Total
Grand Total	12	981	259	48	114	6	0	13	1	0	0	0	0	166	1600
Percent	0.8%	61.3%	16.2%	3%	7.1%	0.4%	0%	0.8%	0.1%	0%	0%	0%	0%	10.4%	
ADT 1600															

Comments: 45.361898, -122.602061

Type of report: Tube Count - Vehicle Classification Data

LOCATION: 1122 - Main St btwn 13th St and 14th St

SPECIFIC LOCATION:

CITY/STATE: Oregon City, OR

QC JOB #: 16297336

DIRECTION: NB, SB

DATE: Oct 17 2023

Start Time	Bikes	Cars & Trailers	2 Axle Long	Buses	2 Axle 6 Tire	3 Axle Single	4 Axle Single	<5 Axl Double	5 Axle Double	>6 Axl Double	<6 Axl Multi	6 Axle Multi	>6 Axl Multi	Not Classed	Total
12:00 AM	0	0	2	1	0	0	0	0	0	0	0	0	0	0	3
01:00 AM	0	0	1	0	0	0	0	0	0	0	0	0	0	1	2
02:00 AM	0	1	3	0	1	0	0	0	0	0	0	0	0	1	6
03:00 AM	0	4	2	0	0	0	1	0	1	0	0	0	0	3	11
04:00 AM	0	2	1	0	0	1	0	0	0	0	0	0	0	1	5
05:00 AM	0	14	7	2	5	0	0	1	0	0	0	0	0	0	29
06:00 AM	1	36	8	3	9	1	0	0	0	0	0	0	0	3	61
07:00 AM	2	96	25	5	11	1	0	2	0	0	0	0	0	14	156
08:00 AM	1	96	35	5	27	1	0	3	0	0	0	0	0	11	179
09:00 AM	2	97	32	5	25	2	0	2	0	0	0	0	0	7	172
10:00 AM	2	96	34	5	16	2	0	1	0	0	0	0	0	13	169
11:00 AM	5	120	26	3	15	1	0	2	0	0	0	0	0	23	195
12:00 PM	1	110	28	5	27	0	0	1	0	0	0	0	0	17	189
01:00 PM	2	131	37	3	22	0	0	1	0	0	0	0	0	18	214
02:00 PM	7	177	52	5	14	0	0	7	0	0	0	0	0	41	303
03:00 PM	2	180	60	5	16	0	0	1	0	0	0	0	1	39	304
04:00 PM	2	147	51	3	20	0	0	0	0	0	0	0	0	26	249
05:00 PM	1	157	29	4	12	0	0	1	0	0	0	0	0	21	225
06:00 PM	2	152	33	4	11	1	0	0	0	0	0	0	0	24	227
07:00 PM	0	89	10	4	7	0	0	0	0	0	0	0	0	4	114
08:00 PM	2	69	10	1	7	0	0	0	0	0	0	0	0	6	95
09:00 PM	2	35	7	1	4	0	0	0	0	0	0	0	0	8	57
10:00 PM	0	16	0	0	2	0	0	0	0	0	0	0	0	1	19
11:00 PM	0	13	3	1	1	0	0	0	0	0	0	0	0	0	18
Day Total	34	1838	496	65	252	10	1	22	1	0	0	0	1	282	3002
Percent	1.1%	61.2%	16.5%	2.2%	8.4%	0.3%	0%	0.7%	0%	0%	0%	0%	0%	9.4%	
ADT 3002															
AM Peak Volume	11:00 AM 5	11:00 AM 120	8:00 AM 35	7:00 AM 5	8:00 AM 27	9:00 AM 2	3:00 AM 1	8:00 AM 3	3:00 AM 1	12:00 AM 0	12:00 AM 0	12:00 AM 0	12:00 AM 0	11:00 AM 23	11:00 AM 195
PM Peak Volume	2:00 PM 7	3:00 PM 180	3:00 PM 60	12:00 PM 5	12:00 PM 27	6:00 PM 1	12:00 PM 0	2:00 PM 7	12:00 PM 0	12:00 PM 0	12:00 PM 0	12:00 PM 0	3:00 PM 1	2:00 PM 41	3:00 PM 304

Comments: 45.361898, -122.602061

Report generated on 10/25/2023 9:05 AM

SOURCE: Quality Counts, LLC (<http://www.qualitycounts.net>)

LOCATION: 1122 - Main St btwn 13th St and 14th St

QC JOB #: 16297336

SPECIFIC LOCATION:

DIRECTION: NB, SB

CITY/STATE: Oregon City, OR

DATE: Oct 17 2023

Start Time	Bikes	Cars & Trailers	2 Axle Long	Buses	2 Axle 6 Tire	3 Axle Single	4 Axle Single	<5 Axl Double	5 Axle Double	>6 Axl Double	<6 Axl Multi	6 Axle Multi	>6 Axl Multi	Not Classed	Total
Grand Total	34	1838	496	65	252	10	1	22	1	0	0	0	1	282	3002
Percent	1.1%	61.2%	16.5%	2.2%	8.4%	0.3%	0%	0.7%	0%	0%	0%	0%	0%	9.4%	
ADT 3002															

Comments: 45.361898, -122.602061

Type of report: Tube Count - Vehicle Classification Data

LOCATION: 1122 - Main St btwn 13th St and 14th St

SPECIFIC LOCATION:

CITY/STATE: Oregon City, OR

QC JOB #: 16297336

DIRECTION: SB

DATE: Oct 17 2023

Start Time	Bikes	Cars & Trailers	2 Axle Long	Buses	2 Axle 6 Tire	3 Axle Single	4 Axle Single	<5 Axl Double	5 Axle Double	>6 Axl Double	<6 Axl Multi	6 Axle Multi	>6 Axl Multi	Not Classed	Total
12:00 AM	0	0	1	0	0	0	0	0	0	0	0	0	0	0	1
01:00 AM	0	0	1	0	0	0	0	0	0	0	0	0	0	1	2
02:00 AM	0	0	0	0	0	0	0	0	0	0	0	0	0	0	0
03:00 AM	0	0	2	0	0	0	1	0	0	0	0	0	0	1	4
04:00 AM	0	1	0	0	0	0	0	0	0	0	0	0	0	0	1
05:00 AM	0	8	4	1	2	0	0	1	0	0	0	0	0	0	16
06:00 AM	1	22	6	0	7	0	0	0	0	0	0	0	0	3	39
07:00 AM	2	70	16	1	8	1	0	1	0	0	0	0	0	4	103
08:00 AM	0	61	23	2	14	0	0	3	0	0	0	0	0	5	108
09:00 AM	1	64	22	1	17	1	0	2	0	0	0	0	0	3	111
10:00 AM	1	56	18	2	11	1	0	0	0	0	0	0	0	6	95
11:00 AM	3	65	9	1	11	0	0	0	0	0	0	0	0	12	101
12:00 PM	1	44	14	1	17	0	0	0	0	0	0	0	0	8	85
01:00 PM	2	67	15	1	14	0	0	1	0	0	0	0	0	7	107
02:00 PM	3	44	12	2	4	0	0	1	0	0	0	0	0	7	73
03:00 PM	1	57	28	1	8	0	0	0	0	0	0	0	1	17	113
04:00 PM	2	53	22	0	9	0	0	0	0	0	0	0	0	13	99
05:00 PM	1	70	13	1	3	0	0	0	0	0	0	0	0	9	97
06:00 PM	1	70	20	1	5	1	0	0	0	0	0	0	0	8	106
07:00 PM	0	48	5	1	4	0	0	0	0	0	0	0	0	3	61
08:00 PM	1	35	4	0	1	0	0	0	0	0	0	0	0	4	45
09:00 PM	2	11	1	0	2	0	0	0	0	0	0	0	0	5	21
10:00 PM	0	7	0	0	1	0	0	0	0	0	0	0	0	0	8
11:00 PM	0	4	1	1	0	0	0	0	0	0	0	0	0	0	6
Day Total	22	857	237	17	138	4	1	9	0	0	0	0	1	116	1402
Percent	1.6%	61.1%	16.9%	1.2%	9.8%	0.3%	0.1%	0.6%	0%	0%	0%	0%	0.1%	8.3%	
ADT 1402															
AM Peak Volume	11:00 AM 3	7:00 AM 70	8:00 AM 23	8:00 AM 2	9:00 AM 17	7:00 AM 1	3:00 AM 1	8:00 AM 3	12:00 AM 0	12:00 AM 0	12:00 AM 0	12:00 AM 0	12:00 AM 0	11:00 AM 12	9:00 AM 111
PM Peak Volume	2:00 PM 3	5:00 PM 70	3:00 PM 28	2:00 PM 2	12:00 PM 17	6:00 PM 1	12:00 PM 0	1:00 PM 1	12:00 PM 0	12:00 PM 0	12:00 PM 0	12:00 PM 0	3:00 PM 1	3:00 PM 17	3:00 PM 113

Comments: 45.361898, -122.602061

Report generated on 10/25/2023 9:05 AM

SOURCE: Quality Counts, LLC (<http://www.qualitycounts.net>)

LOCATION: 1122 - Main St btwn 13th St and 14th St

QC JOB #: 16297336

SPECIFIC LOCATION:

DIRECTION: SB

CITY/STATE: Oregon City, OR

DATE: Oct 17 2023

Start Time	Bikes	Cars & Trailers	2 Axle Long	Buses	2 Axle 6 Tire	3 Axle Single	4 Axle Single	<5 Axl Double	5 Axle Double	>6 Axl Double	<6 Axl Multi	6 Axle Multi	>6 Axl Multi	Not Classed	Total
Grand Total	22	857	237	17	138	4	1	9	0	0	0	0	1	116	1402
Percent	1.6%	61.1%	16.9%	1.2%	9.8%	0.3%	0.1%	0.6%	0%	0%	0%	0%	0.1%	8.3%	
ADT 1402															

Comments: 45.361898, -122.602061

Type of report: Tube Count - Vehicle Classification Data

LOCATION: 1123 - Main St btwn 14th St and 15th St

SPECIFIC LOCATION:

CITY/STATE: Oregon City, OR

QC JOB #: 16297337

DIRECTION: NB

DATE: Oct 17 2023

Start Time	Bikes	Cars & Trailers	2 Axle Long	Buses	2 Axle 6 Tire	3 Axle Single	4 Axle Single	<5 Axl Double	5 Axle Double	>6 Axl Double	<6 Axl Multi	6 Axle Multi	>6 Axl Multi	Not Classed	Total
12:00 AM	0	1	0	0	0	0	0	0	0	0	0	0	0	0	1
01:00 AM	0	0	0	0	0	0	0	0	0	0	0	0	0	0	0
02:00 AM	0	0	0	0	0	0	0	0	0	0	0	0	0	0	0
03:00 AM	0	3	0	0	0	0	0	0	0	0	0	0	0	0	3
04:00 AM	0	0	0	0	0	0	0	0	0	0	0	0	0	1	1
05:00 AM	2	6	0	0	0	0	0	0	0	0	0	0	0	0	8
06:00 AM	2	10	0	0	1	0	0	0	0	0	0	0	0	0	13
07:00 AM	7	28	2	0	2	0	0	0	0	0	0	0	0	3	42
08:00 AM	2	49	2	0	1	2	0	0	0	0	0	0	0	3	59
09:00 AM	1	50	4	0	2	0	0	0	0	0	0	0	0	5	62
10:00 AM	1	39	3	0	1	0	0	0	0	0	0	0	0	3	47
11:00 AM	0	48	3	0	1	0	0	0	0	0	0	0	0	2	54
12:00 PM	1	40	7	0	4	1	0	0	0	0	0	0	0	2	55
01:00 PM	1	50	6	0	2	0	0	0	0	0	0	0	0	5	64
02:00 PM	1	95	24	2	10	0	0	2	0	0	0	0	0	18	152
03:00 PM	0	37	37	1	22	0	0	0	0	0	0	0	0	13	110
04:00 PM	0	19	38	1	8	0	0	0	0	0	0	0	0	4	70
05:00 PM	0	43	11	1	4	0	0	1	0	0	0	0	0	5	65
06:00 PM	0	31	9	1	0	0	0	0	0	0	0	0	0	2	43
07:00 PM	0	15	2	0	4	0	0	0	0	0	0	0	0	1	22
08:00 PM	1	14	1	0	5	0	0	0	0	0	0	0	0	0	21
09:00 PM	0	10	0	1	2	0	0	0	0	0	0	0	0	0	13
10:00 PM	0	4	2	0	0	0	0	0	0	0	0	0	0	0	6
11:00 PM	0	4	0	0	0	0	0	0	0	0	0	0	0	0	4
Day Total	19	596	151	7	69	3	0	3	0	0	0	0	0	67	915
Percent	2.1%	65.1%	16.5%	0.8%	7.5%	0.3%	0%	0.3%	0%	0%	0%	0%	0%	7.3%	
ADT 915															
AM Peak Volume	7:00 AM 7	9:00 AM 50	9:00 AM 4	12:00 AM 0	7:00 AM 2	8:00 AM 2	12:00 AM 0	12:00 AM 0	12:00 AM 0	12:00 AM 0	12:00 AM 0	12:00 AM 0	12:00 AM 0	9:00 AM 5	9:00 AM 62
PM Peak Volume	12:00 PM 1	2:00 PM 95	4:00 PM 38	2:00 PM 2	3:00 PM 22	12:00 PM 1	12:00 PM 0	2:00 PM 2	12:00 PM 0	12:00 PM 0	12:00 PM 0	12:00 PM 0	12:00 PM 0	2:00 PM 18	2:00 PM 152

Comments: 45.3627686, -122.6011512

Report generated on 10/25/2023 9:05 AM

SOURCE: Quality Counts, LLC (<http://www.qualitycounts.net>)

LOCATION: 1123 - Main St btwn 14th St and 15th St

QC JOB #: 16297337

SPECIFIC LOCATION:

DIRECTION: NB

CITY/STATE: Oregon City, OR

DATE: Oct 17 2023

Start Time	Bikes	Cars & Trailers	2 Axle Long	Buses	2 Axle 6 Tire	3 Axle Single	4 Axle Single	<5 Axl Double	5 Axle Double	>6 Axl Double	<6 Axl Multi	6 Axle Multi	>6 Axl Multi	Not Classed	Total
Grand Total	19	596	151	7	69	3	0	3	0	0	0	0	0	67	915
Percent	2.1%	65.1%	16.5%	0.8%	7.5%	0.3%	0%	0.3%	0%	0%	0%	0%	0%	7.3%	
ADT 915															

Comments: 45.3627686, -122.6011512

Report generated on 10/25/2023 9:05 AM

SOURCE: Quality Counts, LLC (<http://www.qualitycounts.net>)

TRUE DATA TO IMPROVE MOBILITY

Type of report: Tube Count - Vehicle Classification Data

LOCATION: 1123 - Main St btwn 14th St and 15th St

SPECIFIC LOCATION:

CITY/STATE: Oregon City, OR

QC JOB #: 16297337

DIRECTION: NB, SB

DATE: Oct 17 2023

Start Time	Bikes	Cars & Trailers	2 Axle Long	Buses	2 Axle 6 Tire	3 Axle Single	4 Axle Single	<5 Axl Double	5 Axle Double	>6 Axl Double	<6 Axl Multi	6 Axle Multi	>6 Axl Multi	Not Classed	Total
12:00 AM	0	1	0	0	0	0	0	0	0	0	0	0	0	0	1
01:00 AM	0	0	0	0	0	0	0	0	0	0	0	0	0	0	0
02:00 AM	0	1	0	0	0	0	0	0	0	0	0	0	0	0	1
03:00 AM	0	4	1	0	0	0	0	0	0	0	0	0	0	1	6
04:00 AM	0	1	1	0	0	0	0	0	0	0	0	0	0	1	3
05:00 AM	2	11	0	0	1	0	0	0	0	0	0	0	0	1	15
06:00 AM	2	17	1	0	3	0	0	0	0	0	0	0	0	2	25
07:00 AM	7	48	4	0	3	0	0	1	0	0	0	0	0	5	68
08:00 AM	2	73	8	0	2	2	0	1	0	0	0	0	0	6	94
09:00 AM	1	70	12	1	8	0	0	1	0	0	0	0	0	6	99
10:00 AM	1	59	13	0	7	0	0	0	0	0	0	0	0	9	89
11:00 AM	0	82	10	0	6	0	0	0	0	0	0	0	0	7	105
12:00 PM	1	65	13	0	10	1	0	0	0	0	0	0	0	4	94
01:00 PM	1	85	14	1	7	0	0	0	0	0	0	0	0	10	118
02:00 PM	1	120	34	2	19	0	0	3	0	0	0	0	0	31	210
03:00 PM	0	51	62	1	29	1	0	1	0	0	0	0	0	22	167
04:00 PM	0	27	64	1	13	0	0	0	0	0	0	0	0	9	114
05:00 PM	0	71	23	1	7	0	0	2	0	0	0	0	0	7	111
06:00 PM	0	44	32	1	4	0	0	0	0	0	0	0	0	7	88
07:00 PM	0	22	8	0	4	0	0	0	0	0	0	0	0	24	58
08:00 PM	1	19	6	0	6	0	0	0	0	0	0	0	0	2	34
09:00 PM	0	14	0	1	2	0	0	0	0	0	0	0	0	0	17
10:00 PM	0	7	5	0	2	0	0	1	0	0	0	0	0	1	16
11:00 PM	0	6	3	0	0	0	0	0	0	0	0	0	0	0	9
Day Total	19	898	314	9	133	4	0	10	0	0	0	0	0	155	1542
Percent	1.2%	58.2%	20.4%	0.6%	8.6%	0.3%	0%	0.6%	0%	0%	0%	0%	0%	10.1%	
ADT 1542															
AM Peak Volume	7:00 AM 7	11:00 AM 82	10:00 AM 13	9:00 AM 1	9:00 AM 8	8:00 AM 2	12:00 AM 0	7:00 AM 1	12:00 AM 0	12:00 AM 0	12:00 AM 0	12:00 AM 0	12:00 AM 0	10:00 AM 9	11:00 AM 105
PM Peak Volume	12:00 PM 1	2:00 PM 120	4:00 PM 64	2:00 PM 2	3:00 PM 29	12:00 PM 1	12:00 PM 0	2:00 PM 3	12:00 PM 0	12:00 PM 0	12:00 PM 0	12:00 PM 0	12:00 PM 0	2:00 PM 31	2:00 PM 210

Comments: 45.3627686, -122.6011512

Report generated on 10/25/2023 9:05 AM

SOURCE: Quality Counts, LLC (<http://www.qualitycounts.net>)

LOCATION: 1123 - Main St btwn 14th St and 15th St

QC JOB #: 16297337

SPECIFIC LOCATION:

DIRECTION: NB, SB

CITY/STATE: Oregon City, OR

DATE: Oct 17 2023

Start Time	Bikes	Cars & Trailers	2 Axle Long	Buses	2 Axle 6 Tire	3 Axle Single	4 Axle Single	<5 Axl Double	5 Axle Double	>6 Axl Double	<6 Axl Multi	6 Axle Multi	>6 Axl Multi	Not Classed	Total
Grand Total	19	898	314	9	133	4	0	10	0	0	0	0	0	155	1542
Percent	1.2%	58.2%	20.4%	0.6%	8.6%	0.3%	0%	0.6%	0%	0%	0%	0%	0%	10.1%	
ADT 1542															

Comments: 45.3627686, -122.6011512

Report generated on 10/25/2023 9:05 AM

SOURCE: Quality Counts, LLC (<http://www.qualitycounts.net>)

TRUE DATA TO IMPROVE MOBILITY

Type of report: Tube Count - Vehicle Classification Data

LOCATION: 1123 - Main St btwn 14th St and 15th St

QC JOB #: 16297337

SPECIFIC LOCATION:

DIRECTION: SB

CITY/STATE: Oregon City, OR

DATE: Oct 17 2023

Start Time	Bikes	Cars & Trailers	2 Axle Long	Buses	2 Axle 6 Tire	3 Axle Single	4 Axle Single	<5 Axl Double	5 Axle Double	>6 Axl Double	<6 Axl Multi	6 Axle Multi	>6 Axl Multi	Not Classed	Total
12:00 AM	0	0	0	0	0	0	0	0	0	0	0	0	0	0	0
01:00 AM	0	0	0	0	0	0	0	0	0	0	0	0	0	0	0
02:00 AM	0	1	0	0	0	0	0	0	0	0	0	0	0	0	1
03:00 AM	0	1	1	0	0	0	0	0	0	0	0	0	0	1	3
04:00 AM	0	1	1	0	0	0	0	0	0	0	0	0	0	0	2
05:00 AM	0	5	0	0	1	0	0	0	0	0	0	0	0	1	7
06:00 AM	0	7	1	0	2	0	0	0	0	0	0	0	0	2	12
07:00 AM	0	20	2	0	1	0	0	1	0	0	0	0	0	2	26
08:00 AM	0	24	6	0	1	0	0	1	0	0	0	0	0	3	35
09:00 AM	0	20	8	1	6	0	0	1	0	0	0	0	0	1	37
10:00 AM	0	20	10	0	6	0	0	0	0	0	0	0	0	6	42
11:00 AM	0	34	7	0	5	0	0	0	0	0	0	0	0	5	51
12:00 PM	0	25	6	0	6	0	0	0	0	0	0	0	0	2	39
01:00 PM	0	35	8	1	5	0	0	0	0	0	0	0	0	5	54
02:00 PM	0	25	10	0	9	0	0	1	0	0	0	0	0	13	58
03:00 PM	0	14	25	0	7	1	0	1	0	0	0	0	0	9	57
04:00 PM	0	8	26	0	5	0	0	0	0	0	0	0	0	5	44
05:00 PM	0	28	12	0	3	0	0	1	0	0	0	0	0	2	46
06:00 PM	0	13	23	0	4	0	0	0	0	0	0	0	0	5	45
07:00 PM	0	7	6	0	0	0	0	0	0	0	0	0	0	23	36
08:00 PM	0	5	5	0	1	0	0	0	0	0	0	0	0	2	13
09:00 PM	0	4	0	0	0	0	0	0	0	0	0	0	0	0	4
10:00 PM	0	3	3	0	2	0	0	1	0	0	0	0	0	1	10
11:00 PM	0	2	3	0	0	0	0	0	0	0	0	0	0	0	5
Day Total	0	302	163	2	64	1	0	7	0	0	0	0	0	88	627
Percent	0%	48.2%	26%	0.3%	10.2%	0.2%	0%	1.1%	0%	0%	0%	0%	0%	14%	
ADT 627															
AM Peak Volume	12:00 AM	11:00 AM	10:00 AM	9:00 AM	9:00 AM	12:00 AM	12:00 AM	7:00 AM	12:00 AM	12:00 AM	12:00 AM	12:00 AM	12:00 AM	10:00 AM	11:00 AM
	0	34	10	1	6	0	0	1	0	0	0	0	0	6	51
PM Peak Volume	12:00 PM	1:00 PM	4:00 PM	1:00 PM	2:00 PM	3:00 PM	12:00 PM	2:00 PM	12:00 PM	12:00 PM	12:00 PM	12:00 PM	12:00 PM	7:00 PM	2:00 PM
	0	35	26	1	9	1	0	1	0	0	0	0	0	23	58

Comments: 45.3627686, -122.6011512

Report generated on 10/25/2023 9:05 AM

SOURCE: Quality Counts, LLC (<http://www.qualitycounts.net>)

LOCATION: 1123 - Main St btwn 14th St and 15th St

QC JOB #: 16297337

SPECIFIC LOCATION:

DIRECTION: SB

CITY/STATE: Oregon City, OR

DATE: Oct 17 2023

Start Time	Bikes	Cars & Trailers	2 Axle Long	Buses	2 Axle 6 Tire	3 Axle Single	4 Axle Single	<5 Axl Double	5 Axle Double	>6 Axl Double	<6 Axl Multi	6 Axle Multi	>6 Axl Multi	Not Classed	Total
Grand Total	0	302	163	2	64	1	0	7	0	0	0	0	0	88	627
Percent	0%	48.2%	26%	0.3%	10.2%	0.2%	0%	1.1%	0%	0%	0%	0%	0%	14%	
ADT 627															

Comments: 45.3627686, -122.6011512

Type of report: Tube Count - Vehicle Classification Data

LOCATION: 1124 - Main St btwn 15th St and 16th St

SPECIFIC LOCATION:

CITY/STATE: Oregon City, OR

QC JOB #: 16297338

DIRECTION: NB

DATE: Oct 17 2023

Start Time	Bikes	Cars & Trailers	2 Axle Long	Buses	2 Axle 6 Tire	3 Axle Single	4 Axle Single	<5 Axl Double	5 Axle Double	>6 Axl Double	<6 Axl Multi	6 Axle Multi	>6 Axl Multi	Not Classed	Total
12:00 AM	0	4	1	0	0	0	0	0	0	0	0	0	0	0	5
01:00 AM	0	1	0	0	0	0	0	0	0	0	0	0	0	0	1
02:00 AM	0	2	0	0	0	0	0	0	0	0	0	0	0	0	2
03:00 AM	0	3	0	0	0	0	0	0	0	0	0	0	0	0	3
04:00 AM	0	0	0	0	0	0	0	0	0	0	0	0	0	1	1
05:00 AM	0	8	5	0	2	0	0	0	0	0	0	0	0	0	15
06:00 AM	0	26	7	1	7	0	0	0	0	0	0	0	0	0	41
07:00 AM	0	51	8	3	6	0	0	0	0	0	0	0	0	1	69
08:00 AM	0	59	18	0	6	1	0	0	1	0	0	0	0	0	85
09:00 AM	0	49	13	1	9	0	0	1	0	0	0	0	0	3	76
10:00 AM	0	53	19	0	7	0	0	0	0	0	0	0	0	2	81
11:00 AM	1	78	18	0	5	0	0	1	0	0	0	0	0	3	106
12:00 PM	2	72	22	0	5	1	0	0	0	0	0	0	0	4	106
01:00 PM	1	62	21	2	7	2	0	1	0	0	0	0	0	3	99
02:00 PM	1	104	32	2	15	0	0	1	0	0	0	0	0	10	165
03:00 PM	2	108	29	1	22	0	0	3	0	0	0	0	0	3	168
04:00 PM	3	61	18	1	8	0	0	2	0	0	0	0	0	7	100
05:00 PM	0	57	15	1	10	0	0	1	0	0	0	0	0	4	88
06:00 PM	0	47	17	0	4	0	0	0	0	0	0	0	0	1	69
07:00 PM	0	23	4	0	3	0	0	0	0	0	0	0	0	0	30
08:00 PM	0	13	1	0	2	0	0	1	0	0	0	0	0	0	17
09:00 PM	0	14	4	0	0	0	0	0	0	0	0	0	0	0	18
10:00 PM	0	3	1	0	0	0	0	0	0	0	0	0	0	0	4
11:00 PM	0	4	1	0	0	0	0	0	0	0	0	0	0	0	5
Day Total	10	902	254	12	118	4	0	11	1	0	0	0	0	42	1354
Percent	0.7%	66.6%	18.8%	0.9%	8.7%	0.3%	0%	0.8%	0.1%	0%	0%	0%	0%	3.1%	
ADT 1354															
AM Peak Volume	11:00 AM 1	11:00 AM 78	10:00 AM 19	7:00 AM 3	9:00 AM 9	8:00 AM 1	12:00 AM 0	9:00 AM 1	8:00 AM 1	12:00 AM 0	12:00 AM 0	12:00 AM 0	12:00 AM 0	9:00 AM 3	11:00 AM 106
PM Peak Volume	4:00 PM 3	3:00 PM 108	2:00 PM 32	1:00 PM 2	3:00 PM 22	1:00 PM 2	12:00 PM 0	3:00 PM 3	12:00 PM 0	12:00 PM 0	12:00 PM 0	12:00 PM 0	12:00 PM 0	2:00 PM 10	3:00 PM 168

Comments: 45.363397, -122.600540

Report generated on 10/25/2023 9:05 AM

SOURCE: Quality Counts, LLC (<http://www.qualitycounts.net>)

LOCATION: 1124 - Main St btwn 15th St and 16th St

QC JOB #: 16297338

SPECIFIC LOCATION:

DIRECTION: NB

CITY/STATE: Oregon City, OR

DATE: Oct 17 2023

Start Time	Bikes	Cars & Trailers	2 Axle Long	Buses	2 Axle 6 Tire	3 Axle Single	4 Axle Single	<5 Axl Double	5 Axle Double	>6 Axl Double	<6 Axl Multi	6 Axle Multi	>6 Axl Multi	Not Classed	Total
Grand Total	10	902	254	12	118	4	0	11	1	0	0	0	0	42	1354
Percent	0.7%	66.6%	18.8%	0.9%	8.7%	0.3%	0%	0.8%	0.1%	0%	0%	0%	0%	3.1%	
ADT 1354															
Comments: 45.363397, -122.600540															

Report generated on 10/25/2023 9:05 AM

SOURCE: Quality Counts, LLC (<http://www.qualitycounts.net>)

TRUE DATA TO IMPROVE MOBILITY

Type of report: Tube Count - Vehicle Classification Data

LOCATION: 1124 - Main St btwn 15th St and 16th St


SPECIFIC LOCATION:

CITY/STATE: Oregon City, OR

QC JOB #: 16297338

DIRECTION: NB, SB

DATE: Oct 17 2023

Start Time	Bikes	Cars & Trailers	2 Axle Long	Buses	2 Axle 6 Tire	3 Axle Single	4 Axle Single	<5 Axl Double	5 Axle Double	>6 Axl Double	<6 Axl Multi	6 Axle Multi	>6 Axl Multi	Not Classed	Total
12:00 AM	0	8	3	0	0	0	0	0	0	0	0	0	0	0	11
01:00 AM	0	5	1	0	0	0	0	0	0	0	0	0	0	0	6
02:00 AM	0	6	1	0	0	0	0	0	0	0	0	0	0	0	7
03:00 AM	0	5	2	0	0	0	0	0	0	0	0	0	0	1	8
04:00 AM	0	7	2	0	0	0	0	0	0	0	0	0	0	1	10
05:00 AM	0	17	6	0	2	0	0	0	0	0	0	0	0	0	25
06:00 AM	0	49	14	1	10	1	0	0	0	0	0	0	0	0	75
07:00 AM	0	106	16	3	11	1	0	1	0	0	0	0	0	5	143
08:00 AM	0	122	36	0	17	2	0	0	1	0	0	0	0	1	179
09:00 AM	1	108	31	2	21	1	0	2	0	0	0	0	0	4	170
10:00 AM	0	119	43	0	17	0	0	1	0	0	0	0	0	7	187
11:00 AM	1	177	46	1	18	0	0	3	0	0	0	0	0	7	253
12:00 PM	2	174	46	1	15	1	0	0	0	0	0	0	0	10	249
01:00 PM	2	161	60	2	15	3	0	2	0	0	0	0	0	13	258
02:00 PM	2	201	74	3	24	0	0	1	0	0	0	0	0	23	328
03:00 PM	3	225	70	1	40	0	0	4	0	0	0	0	0	13	356
04:00 PM	4	174	51	1	23	0	0	4	0	0	0	0	0	17	274
05:00 PM	0	193	60	1	31	0	0	2	0	0	0	0	0	10	297
06:00 PM	2	125	34	0	17	0	0	2	0	0	0	0	0	6	186
07:00 PM	0	67	12	0	12	0	0	0	0	0	0	0	0	1	92
08:00 PM	0	41	7	0	4	0	0	2	0	0	0	0	0	1	55
09:00 PM	0	43	9	0	2	0	0	1	0	0	0	0	0	0	55
10:00 PM	0	13	3	0	3	0	0	0	0	0	0	0	0	1	20
11:00 PM	0	7	3	0	0	0	0	0	0	0	0	0	0	0	10
Day Total	17	2153	630	16	282	9	0	25	1	0	0	0	0	121	3254
Percent	0.5%	66.2%	19.4%	0.5%	8.7%	0.3%	0%	0.8%	0%	0%	0%	0%	0%	3.7%	
ADT 3254															
AM Peak Volume	9:00 AM 1	11:00 AM 177	11:00 AM 46	7:00 AM 3	9:00 AM 21	8:00 AM 2	12:00 AM 0	11:00 AM 3	8:00 AM 1	12:00 AM 0	12:00 AM 0	12:00 AM 0	12:00 AM 0	10:00 AM 7	11:00 AM 253
PM Peak Volume	4:00 PM 4	3:00 PM 225	2:00 PM 74	2:00 PM 3	3:00 PM 40	1:00 PM 3	12:00 PM 0	3:00 PM 4	12:00 PM 0	12:00 PM 0	12:00 PM 0	12:00 PM 0	12:00 PM 0	2:00 PM 23	3:00 PM 356

Comments: 45.363397, -122.600540

Report generated on 10/25/2023 9:05 AM

SOURCE: Quality Counts, LLC (<http://www.qualitycounts.net>)

LOCATION: 1124 - Main St btwn 15th St and 16th St

QC JOB #: 16297338

SPECIFIC LOCATION:

DIRECTION: NB, SB

CITY/STATE: Oregon City, OR

DATE: Oct 17 2023

Start Time	Bikes	Cars & Trailers	2 Axle Long	Buses	2 Axle 6 Tire	3 Axle Single	4 Axle Single	<5 Axl Double	5 Axle Double	>6 Axl Double	<6 Axl Multi	6 Axle Multi	>6 Axl Multi	Not Classed	Total
Grand Total	17	2153	630	16	282	9	0	25	1	0	0	0	0	121	3254
Percent	0.5%	66.2%	19.4%	0.5%	8.7%	0.3%	0%	0.8%	0%	0%	0%	0%	0%	3.7%	
ADT 3254															

Comments: 45.363397, -122.600540

Type of report: Tube Count - Vehicle Classification Data

LOCATION: 1124 - Main St btwn 15th St and 16th St

SPECIFIC LOCATION:

CITY/STATE: Oregon City, OR

QC JOB #: 16297338

DIRECTION: SB

DATE: Oct 17 2023

Start Time	Bikes	Cars & Trailers	2 Axle Long	Buses	2 Axle 6 Tire	3 Axle Single	4 Axle Single	<5 Axl Double	5 Axle Double	>6 Axl Double	<6 Axl Multi	6 Axle Multi	>6 Axl Multi	Not Classed	Total
12:00 AM	0	4	2	0	0	0	0	0	0	0	0	0	0	0	6
01:00 AM	0	4	1	0	0	0	0	0	0	0	0	0	0	0	5
02:00 AM	0	4	1	0	0	0	0	0	0	0	0	0	0	0	5
03:00 AM	0	2	2	0	0	0	0	0	0	0	0	0	0	1	5
04:00 AM	0	7	2	0	0	0	0	0	0	0	0	0	0	0	9
05:00 AM	0	9	1	0	0	0	0	0	0	0	0	0	0	0	10
06:00 AM	0	23	7	0	3	1	0	0	0	0	0	0	0	0	34
07:00 AM	0	55	8	0	5	1	0	1	0	0	0	0	0	4	74
08:00 AM	0	63	18	0	11	1	0	0	0	0	0	0	0	1	94
09:00 AM	1	59	18	1	12	1	0	1	0	0	0	0	0	1	94
10:00 AM	0	66	24	0	10	0	0	1	0	0	0	0	0	5	106
11:00 AM	0	99	28	1	13	0	0	2	0	0	0	0	0	4	147
12:00 PM	0	102	24	1	10	0	0	0	0	0	0	0	0	6	143
01:00 PM	1	99	39	0	8	1	0	1	0	0	0	0	0	10	159
02:00 PM	1	97	42	1	9	0	0	0	0	0	0	0	0	13	163
03:00 PM	1	117	41	0	18	0	0	1	0	0	0	0	0	10	188
04:00 PM	1	113	33	0	15	0	0	2	0	0	0	0	0	10	174
05:00 PM	0	136	45	0	21	0	0	1	0	0	0	0	0	6	209
06:00 PM	2	78	17	0	13	0	0	2	0	0	0	0	0	5	117
07:00 PM	0	44	8	0	9	0	0	0	0	0	0	0	0	1	62
08:00 PM	0	28	6	0	2	0	0	1	0	0	0	0	0	1	38
09:00 PM	0	29	5	0	2	0	0	1	0	0	0	0	0	0	37
10:00 PM	0	10	2	0	3	0	0	0	0	0	0	0	0	1	16
11:00 PM	0	3	2	0	0	0	0	0	0	0	0	0	0	0	5
Day Total	7	1251	376	4	164	5	0	14	0	0	0	0	0	79	1900
Percent	0.4%	65.8%	19.8%	0.2%	8.6%	0.3%	0%	0.7%	0%	0%	0%	0%	0%	4.2%	
ADT 1900															
AM Peak Volume	9:00 AM	11:00 AM	11:00 AM	9:00 AM	11:00 AM	6:00 AM	12:00 AM	11:00 AM	12:00 AM	12:00 AM	12:00 AM	12:00 AM	12:00 AM	10:00 AM	11:00 AM
	1	99	28	1	13	1	0	2	0	0	0	0	0	5	147
PM Peak Volume	6:00 PM	5:00 PM	5:00 PM	12:00 PM	5:00 PM	1:00 PM	12:00 PM	4:00 PM	12:00 PM	12:00 PM	12:00 PM	12:00 PM	12:00 PM	2:00 PM	5:00 PM
	2	136	45	1	21	1	0	2	0	0	0	0	0	13	209

Comments: 45.363397, -122.600540

Report generated on 10/25/2023 9:05 AM

SOURCE: Quality Counts, LLC (<http://www.qualitycounts.net>)

LOCATION: 1124 - Main St btwn 15th St and 16th St

QC JOB #: 16297338

SPECIFIC LOCATION:

DIRECTION: SB

CITY/STATE: Oregon City, OR

DATE: Oct 17 2023

Start Time	Bikes	Cars & Trailers	2 Axle Long	Buses	2 Axle 6 Tire	3 Axle Single	4 Axle Single	<5 Axl Double	5 Axle Double	>6 Axl Double	<6 Axl Multi	6 Axle Multi	>6 Axl Multi	Not Classed	Total
Grand Total	7	1251	376	4	164	5	0	14	0	0	0	0	0	79	1900
Percent	0.4%	65.8%	19.8%	0.2%	8.6%	0.3%	0%	0.7%	0%	0%	0%	0%	0%	4.2%	
ADT 1900															

Comments: 45.363397, -122.600540

Type of report: Tube Count - Vehicle Classification Data

LOCATION: 1125 - Main St btwn 17th St and 18th St

QC JOB #: 16297339

SPECIFIC LOCATION:

DIRECTION: NB

CITY/STATE: Oregon City, OR

DATE: Nov 1 2023

Start Time	Bikes	Cars & Trailers	2 Axle Long	Buses	2 Axle 6 Tire	3 Axle Single	4 Axle Single	<5 Axl Double	5 Axle Double	>6 Axl Double	<6 Axl Multi	6 Axle Multi	>6 Axl Multi	Not Classed	Total
12:00 AM	0	1	2	0	1	0	0	0	0	0	0	0	0	0	4
01:00 AM	0	2	0	0	0	0	0	0	0	0	0	0	0	0	2
02:00 AM	0	0	1	0	0	0	0	0	0	0	0	0	0	0	1
03:00 AM	0	3	0	0	0	0	0	0	0	0	0	0	0	0	3
04:00 AM	0	3	0	0	0	0	0	0	0	0	0	0	0	0	3
05:00 AM	0	6	2	0	2	0	0	0	0	0	0	0	0	0	10
06:00 AM	0	21	3	1	6	0	0	0	0	0	0	0	0	0	31
07:00 AM	0	49	17	1	5	1	0	0	0	0	0	0	0	0	73
08:00 AM	0	59	16	0	6	0	0	0	0	0	0	0	0	0	81
09:00 AM	0	38	8	1	5	0	1	0	0	0	0	0	0	1	54
10:00 AM	0	46	7	0	2	0	0	1	0	0	0	0	0	2	58
11:00 AM	1	49	9	0	4	0	0	0	0	0	0	0	0	2	65
12:00 PM	0	72	13	0	5	0	0	0	0	0	0	0	0	3	93
01:00 PM	0	46	15	1	6	0	0	0	0	0	0	0	0	0	68
02:00 PM	0	49	21	1	3	0	0	1	0	0	0	0	0	1	76
03:00 PM	0	55	23	1	6	1	0	0	0	0	0	0	0	1	87
04:00 PM	0	59	20	0	5	0	0	0	0	0	0	0	0	1	85
05:00 PM	1	62	19	0	3	0	0	0	0	0	0	0	0	2	87
06:00 PM	0	47	16	0	3	0	0	0	0	0	0	0	0	1	67
07:00 PM	0	17	6	0	1	0	0	0	0	0	0	0	0	0	24
08:00 PM	0	19	2	0	1	0	0	0	0	0	0	0	0	0	22
09:00 PM	0	11	0	0	0	0	0	1	0	0	0	0	0	0	12
10:00 PM	0	4	3	0	0	0	0	0	0	0	0	0	0	0	7
11:00 PM	0	2	0	0	0	0	0	0	0	0	0	0	0	0	2
Day Total	2	720	203	6	64	2	1	3	0	0	0	0	0	14	1015
Percent	0.2%	70.9%	20%	0.6%	6.3%	0.2%	0.1%	0.3%	0%	0%	0%	0%	0%	1.4%	
ADT 1015															
AM Peak Volume	11:00 AM	8:00 AM	7:00 AM	6:00 AM	6:00 AM	7:00 AM	9:00 AM	10:00 AM	12:00 AM	12:00 AM	12:00 AM	12:00 AM	12:00 AM	10:00 AM	8:00 AM
	1	59	17	1	6	1	1	1	0	0	0	0	0	2	81
PM Peak Volume	5:00 PM	12:00 PM	3:00 PM	1:00 PM	1:00 PM	3:00 PM	12:00 PM	2:00 PM	12:00 PM	12:00 PM	12:00 PM	12:00 PM	12:00 PM	12:00 PM	12:00 PM
	1	72	23	1	6	1	0	1	0	0	0	0	0	3	93

Comments: 45.364912, -122.598626

Report generated on 11/8/2023 11:13 AM

SOURCE: Quality Counts, LLC (<http://www.qualitycounts.net>)

LOCATION: 1125 - Main St btwn 17th St and 18th St**QC JOB #:** 16297339**SPECIFIC LOCATION:****DIRECTION:** NB**CITY/STATE:** Oregon City, OR**DATE:** Nov 1 2023

Start Time	Bikes	Cars & Trailers	2 Axle Long	Buses	2 Axle 6 Tire	3 Axle Single	4 Axle Single	<5 Axl Double	5 Axle Double	>6 Axl Double	<6 Axl Multi	6 Axle Multi	>6 Axl Multi	Not Classed	Total
Grand Total	2	720	203	6	64	2	1	3	0	0	0	0	0	14	1015
Percent	0.2%	70.9%	20%	0.6%	6.3%	0.2%	0.1%	0.3%	0%	0%	0%	0%	0%	1.4%	
ADT 1015															

Comments: 45.364912, -122.598626

Type of report: Tube Count - Vehicle Classification Data

LOCATION: 1125 - Main St btwn 17th St and 18th St

SPECIFIC LOCATION:

CITY/STATE: Oregon City, OR

QC JOB #: 16297339

DIRECTION: NB, SB

DATE: Nov 1 2023

Start Time	Bikes	Cars & Trailers	2 Axle Long	Buses	2 Axle 6 Tire	3 Axle Single	4 Axle Single	<5 Axl Double	5 Axle Double	>6 Axl Double	<6 Axl Multi	6 Axle Multi	>6 Axl Multi	Not Classed	Total
12:00 AM	0	9	5	0	1	0	0	0	0	0	0	0	0	0	15
01:00 AM	0	9	1	0	0	0	0	0	0	0	0	0	0	0	10
02:00 AM	0	1	1	0	0	0	0	0	0	0	0	0	0	0	2
03:00 AM	0	7	0	0	0	0	0	0	0	0	0	0	0	0	7
04:00 AM	0	9	0	0	0	0	0	0	0	0	0	0	0	0	9
05:00 AM	0	12	4	0	3	0	0	0	0	0	0	0	0	0	19
06:00 AM	0	49	9	1	9	1	0	0	0	0	0	0	0	0	69
07:00 AM	0	102	29	1	16	1	0	0	0	0	0	0	0	1	150
08:00 AM	0	125	37	1	14	1	0	0	0	0	0	0	0	0	178
09:00 AM	1	101	22	2	12	1	1	0	0	0	0	0	0	1	141
10:00 AM	1	99	17	0	12	1	0	1	0	0	0	0	0	3	134
11:00 AM	1	129	25	0	17	0	0	2	0	0	0	0	0	4	178
12:00 PM	0	168	38	0	12	0	1	0	0	0	0	0	0	4	223
01:00 PM	0	127	37	4	15	0	0	1	0	0	0	0	0	0	184
02:00 PM	0	137	44	2	15	0	0	2	0	0	0	0	0	2	202
03:00 PM	1	156	55	1	22	2	0	2	0	0	0	0	0	2	241
04:00 PM	1	178	62	0	17	0	0	1	0	0	0	0	0	1	260
05:00 PM	1	174	50	0	19	0	0	0	0	0	0	0	0	5	249
06:00 PM	0	120	38	0	6	0	0	0	0	0	0	0	0	5	169
07:00 PM	0	65	21	0	5	0	0	0	0	0	0	0	0	0	91
08:00 PM	0	38	12	0	4	0	0	0	0	0	0	0	0	0	54
09:00 PM	0	28	5	0	0	0	0	1	0	0	0	0	0	0	34
10:00 PM	0	14	6	1	1	0	0	1	0	0	0	0	0	0	23
11:00 PM	0	12	3	0	1	0	0	0	0	0	0	0	0	0	16
Day Total	6	1869	521	13	201	7	2	11	0	0	0	0	0	28	2658
Percent	0.2%	70.3%	19.6%	0.5%	7.6%	0.3%	0.1%	0.4%	0%	0%	0%	0%	0%	1.1%	
ADT 2658															
AM Peak Volume	9:00 AM 1	11:00 AM 129	8:00 AM 37	9:00 AM 2	11:00 AM 17	6:00 AM 1	9:00 AM 1	11:00 AM 2	12:00 AM 0	12:00 AM 0	12:00 AM 0	12:00 AM 0	12:00 AM 0	11:00 AM 4	8:00 AM 178
PM Peak Volume	3:00 PM 1	4:00 PM 178	4:00 PM 62	1:00 PM 4	3:00 PM 22	3:00 PM 2	12:00 PM 1	2:00 PM 2	12:00 PM 0	12:00 PM 0	12:00 PM 0	12:00 PM 0	12:00 PM 0	5:00 PM 5	4:00 PM 260

Comments: 45.364912, -122.598626

Report generated on 11/8/2023 11:13 AM

SOURCE: Quality Counts, LLC (<http://www.qualitycounts.net>)

LOCATION: 1125 - Main St btwn 17th St and 18th St

QC JOB #: 16297339

SPECIFIC LOCATION:

DIRECTION: NB, SB

CITY/STATE: Oregon City, OR

DATE: Nov 1 2023

Start Time	Bikes	Cars & Trailers	2 Axle Long	Buses	2 Axle 6 Tire	3 Axle Single	4 Axle Single	<5 Axl Double	5 Axle Double	>6 Axl Double	<6 Axl Multi	6 Axle Multi	>6 Axl Multi	Not Classed	Total
Grand Total	6	1869	521	13	201	7	2	11	0	0	0	0	0	28	2658
Percent	0.2%	70.3%	19.6%	0.5%	7.6%	0.3%	0.1%	0.4%	0%	0%	0%	0%	0%	1.1%	
ADT 2658															
	Comments: 45.364912, -122.598626														

Report generated on 11/8/2023 11:13 AM

SOURCE: Quality Counts, LLC (<http://www.qualitycounts.net>)

TRUE DATA TO IMPROVE MOBILITY

Type of report: Tube Count - Vehicle Classification Data

LOCATION: 1125 - Main St btwn 17th St and 18th St

QC JOB #: 16297339

SPECIFIC LOCATION:

DIRECTION: SB

CITY/STATE: Oregon City, OR

DATE: Nov 1 2023

Start Time	Bikes	Cars & Trailers	2 Axle Long	Buses	2 Axle 6 Tire	3 Axle Single	4 Axle Single	<5 Axl Double	5 Axle Double	>6 Axl Double	<6 Axl Multi	6 Axle Multi	>6 Axl Multi	Not Classed	Total
12:00 AM	0	8	3	0	0	0	0	0	0	0	0	0	0	0	11
01:00 AM	0	7	1	0	0	0	0	0	0	0	0	0	0	0	8
02:00 AM	0	1	0	0	0	0	0	0	0	0	0	0	0	0	1
03:00 AM	0	4	0	0	0	0	0	0	0	0	0	0	0	0	4
04:00 AM	0	6	0	0	0	0	0	0	0	0	0	0	0	0	6
05:00 AM	0	6	2	0	1	0	0	0	0	0	0	0	0	0	9
06:00 AM	0	28	6	0	3	1	0	0	0	0	0	0	0	0	38
07:00 AM	0	53	12	0	11	0	0	0	0	0	0	0	0	1	77
08:00 AM	0	66	21	1	8	1	0	0	0	0	0	0	0	0	97
09:00 AM	1	63	14	1	7	1	0	0	0	0	0	0	0	0	87
10:00 AM	1	53	10	0	10	1	0	0	0	0	0	0	0	1	76
11:00 AM	0	80	16	0	13	0	0	2	0	0	0	0	0	2	113
12:00 PM	0	96	25	0	7	0	1	0	0	0	0	0	0	1	130
01:00 PM	0	81	22	3	9	0	0	1	0	0	0	0	0	0	116
02:00 PM	0	88	23	1	12	0	0	1	0	0	0	0	0	1	126
03:00 PM	1	101	32	0	16	1	0	2	0	0	0	0	0	1	154
04:00 PM	1	119	42	0	12	0	0	1	0	0	0	0	0	0	175
05:00 PM	0	112	31	0	16	0	0	0	0	0	0	0	0	3	162
06:00 PM	0	73	22	0	3	0	0	0	0	0	0	0	0	4	102
07:00 PM	0	48	15	0	4	0	0	0	0	0	0	0	0	0	67
08:00 PM	0	19	10	0	3	0	0	0	0	0	0	0	0	0	32
09:00 PM	0	17	5	0	0	0	0	0	0	0	0	0	0	0	22
10:00 PM	0	10	3	1	1	0	0	1	0	0	0	0	0	0	16
11:00 PM	0	10	3	0	1	0	0	0	0	0	0	0	0	0	14
Day Total	4	1149	318	7	137	5	1	8	0	0	0	0	0	14	1643
Percent	0.2%	69.9%	19.4%	0.4%	8.3%	0.3%	0.1%	0.5%	0%	0%	0%	0%	0%	0.9%	
ADT 1643															
AM Peak Volume	9:00 AM 1	11:00 AM 80	8:00 AM 21	8:00 AM 1	11:00 AM 13	6:00 AM 1	12:00 AM 0	11:00 AM 2	12:00 AM 0	12:00 AM 0	12:00 AM 0	12:00 AM 0	12:00 AM 0	11:00 AM 2	11:00 AM 113
PM Peak Volume	3:00 PM 1	4:00 PM 119	4:00 PM 42	1:00 PM 3	3:00 PM 16	3:00 PM 1	12:00 PM 1	3:00 PM 2	12:00 PM 0	12:00 PM 0	12:00 PM 0	12:00 PM 0	12:00 PM 0	6:00 PM 4	4:00 PM 175

Comments: 45.364912, -122.598626

Report generated on 11/8/2023 11:13 AM

SOURCE: Quality Counts, LLC (<http://www.qualitycounts.net>)

LOCATION: 1125 - Main St btwn 17th St and 18th St

QC JOB #: 16297339

SPECIFIC LOCATION:

DIRECTION: SB

CITY/STATE: Oregon City, OR

DATE: Nov 1 2023

Start Time	Bikes	Cars & Trailers	2 Axle Long	Buses	2 Axle 6 Tire	3 Axle Single	4 Axle Single	<5 Axl Double	5 Axle Double	>6 Axl Double	<6 Axl Multi	6 Axle Multi	>6 Axl Multi	Not Classed	Total
Grand Total	4	1149	318	7	137	5	1	8	0	0	0	0	0	14	1643
Percent	0.2%	69.9%	19.4%	0.4%	8.3%	0.3%	0.1%	0.5%	0%	0%	0%	0%	0%	0.9%	
ADT 1643															
	Comments: 45.364912, -122.598626														

Report generated on 11/8/2023 11:13 AM

SOURCE: Quality Counts, LLC (<http://www.qualitycounts.net>)

TRUE DATA TO IMPROVE MOBILITY